

Running head: The Dark Side of Creativity

The Dark Side of Creativity:

Biological Vulnerability and Negative Emotions Lead to Greater Artistic Creativity

Modupe Akinola

Wendy Berry Mendes

Harvard University

Personality and Social Psychology Bulletin, in press

Abstract

Historical and empirical data have linked artistic creativity to depression and other affective disorders. This study examined how vulnerability to experiencing negative affect, measured with biological products, and intense negative emotions influenced artistic creativity. We assessed participants' baseline levels of an adrenal steroid (dehydroepiandrosterone-sulfate: DHEAS), previously linked to depression, as a measure of affective vulnerability. We then manipulated emotional responses by randomly assigning participants to receive social rejection, social approval, or to a non-social situation. Participants then completed artistic collages, which were later evaluated by artists. Results confirmed a person by situation interaction. Social rejection was associated with greater artistic creativity; however the interaction between affective vulnerability (lower baseline DHEAS) and condition was significant suggesting that situational triggers of negative affect were especially influential among those lower in DHEAS, which resulted in the most creative products. These data provide evidence of possible biological and social pathways to artistic creativity.

Keywords: creativity, social rejection, neuroendocrine, DHEAS, affective vulnerability

What makes someone creative? Certainly some individuals are more creative than others. We merely need to compare da Vinci and Monet masterpieces to our own prosaic attempts at drawing a bowl of fruit to conclude that artistic creativity is something that is individualized and immutable. However, there is substantial research that shows evidence for strong situational factors influencing creativity. In some cases, intense negative emotions can create powerful self-reflective thought and perseverance leading to increased creativity (De Dreu, Baas, & Nijstad, 2008; Kaufman & Baer, 2002; Verhaeghen, Joormann, & Khan, 2005; cf. Isen, 2000). In this paper we explore individual differences and situational factors related to creativity. We show that when individuals are biologically vulnerable to experiencing negative affect and are exposed to a situation that brings about intense negative emotion, they show the most artistic creativity.

Individual Differences in Creativity

Decades of empirical research on personality traits of highly creative individuals have identified a relatively consistent set of core characteristics of creative individuals. These traits include, for example, introversion, emotional sensitivity, openness to experience, and impulsivity (see Feist, 1998, for a review). At the extreme of affective personality factors linked to creativity are mood disorders. Historical figures in a variety of creative domains, ranging from Emily Dickinson to Robert Schumann, have been found to suffer from depression and other mood disorders (Goodwin & Jamison, 1990; Ramey & Weisberg, 2004; Weisberg, 1994). Clinical, empirical, and biographical studies of creative individuals have shown that those in the creative arts suffer from significantly

higher rates of mood disorders compared to matched controls (Andreasen, 1987; Ludwig, 1995), and mood disorders are 8-10 times more prevalent in writers and artists than in the general population (Jamison, 1993).

One way to index vulnerability to experiencing depression or negative mood is with biological products. Major depression is often associated with dysregulation of the hypothalamic-pituitary-adrenocortical (HPA) axis, which controls the release of adrenal steroids. One adrenal steroid that is commonly implicated in depression is dehydroepiandrosterone (DHEA) and its active metabolite DHEA sulfate (DHEAS). DHEAS levels have been found to be lower in those being treated for depression (Wolkowitz, et al., 1997), and adrenal stimulation—resulting in increased DHEA levels—has been associated with lower symptom severity and improved mood in patient samples (Rasmusson, et al., 2004). Anxiolytic effects of DHEA are believed to stem from its ability to counter regulate the deleterious effects of high cortisol and as a precursor to sex hormones (see Epel, Burke, & Wolkowitz, 2007; and Southwick, Vythilingam, & Charney, 2005, for reviews). In this study we examine DHEAS levels and its link to artistic creativity.

Emotional Influences on Creativity

Although dispositional traits have been reliably linked to creativity, person-level factors are only half of the story; situational factors have been related to creativity as well. Literature on mood and creativity has demonstrated that both positive and negative affect can influence creative performance. While some evidence suggests that positive mood can enhance creativity (see Isen, 2000, for a review), many other studies have

demonstrated that negative affect can have a facilitative effect on creativity (see Kaufmann, 2003, for a review).

The contradictory findings regarding the effects of emotion on creativity stem from a variety of reasons, but the critical factors seem to be the type of task that is being used as the outcome of creativity and the nature of the emotional experience. Regarding the type of creativity, in some cases, optimal creative performance may require elaboration and analytic processing with high detail-orientation (Mackie & Worth, 1991; Schwarz, 1990). For example, it has been found that negative mood can result in enhanced solution frequency on creative tasks, particularly during tasks that require concentration, precise execution, divergent thinking and analogical problem solving (Abele, 1992; Jausovec, 1989; Kaufmann & Vosburg, 1997). In other cases, optimal creative performance may require increased reliance on rapid, less effortful judgment heuristic strategies that show little systematic and analytic processing (Fiedler, 2000; Isen, Daubman, & Nowicki, 1987).

The type of emotional state appears to have an influence on creativity as well. In a recent meta-analysis, Baas, De Dreu, & Nijstad (in press) propose that in addition to positive and negative mood, level of activation should be examined in an effort to better understand the relationship between mood and creativity. Specifically they offer evidence that activating mood states (i.e. anger, fear, happiness) vs. de-activating mood states (i.e. calm, relaxed, sad, depressed) can differentially affect creative performance. In their dual pathway model of creativity (De Dreu, Baas, & Nijstad, 2008), activating moods that are negative in hedonic tone are believed to enhance creative fluency and originality through

enhanced perseverance. In contrast, activating moods that are positive in hedonic tone enhance creative fluency and originality through enhanced cognitive flexibility. In this research we focus on a creative task that required concentration, high detail-orientation, and originality (Amabile, 1996) and we manipulated high arousal, activating emotional states.

Person x Situation Model of Artistic Creativity

Research suggests that creativity can be explained partly by personality characteristics, but also by situational variables related to changing or enhancing affective states. A third option considers the interaction of person and situational variables as evidenced through the classic interactionism approach (Endler & Magnusson, 1976). This approach suggests that situational factors can moderate the effect of person factors and has been used in a wide variety of social–psychological phenomena (see Mischel, 2004). In this study, we examined biological products linked to depression—DHEAS—and manipulated emotional states to test their combined effects on artistic creativity. We anticipated that engendering high arousal negative emotions would bring about increased artistic creativity, and that this effect would be exacerbated among those with lower levels of DHEAS—an index of affective vulnerability.

Study Overview

This experiment engendered high arousal emotional states by exposing participants to a laboratory task (Trier Social Stress Task: TSST; Kirschbaum, Pirke, & Hellhammer, 1993) designed to elicit strong and enduring positive or negative emotional responses. We chose social feedback as our experimental manipulation because decades

of social psychological research has shown that social approval versus rejection differentially affects mood, self-esteem, behavior, and physiology (Crocker, Cornwell, & Major, 1993; Dickerson, Gruenwald, & Kemeny, 2004; Leary et al., 2003; Mendes, et al., 2008).

During the initial task participants received either explicit positive or negative feedback from a panel of interviewers during a mock job interview. Neuroendocrine responses (DHEAS) were assessed at the beginning of the experiment, and self-reported emotions were assessed throughout the experiment. Artistic creativity was assessed prior to and following the manipulation of emotional states.

There were three primary predictions that we tested. First, the *affective vulnerability prediction* tested the idea that participants who were biologically vulnerable – as indexed by lower DHEAS levels – would experience greater increases in negative affect after receiving rejecting social feedback. Second, we predicted that participants receiving social rejection would produce the most creative artistic products. Finally, we predicted a *person x situation interaction* such that biological products (DHEAS) would interact with situational triggers eliciting high arousal negative affect. Specifically, we expected that participants who were lower in DHEAS and received rejecting social feedback would produce the most creative artistic products.

Method

Participants

We recruited 96 young adults (65 females) to take part in a two hour study on “physiological responses during various laboratory tasks.” Participants were recruited via

newspaper advertisements in the Boston area specifying adults between the ages of 18 – 25. We prescreened prospective participants for general health conditions and provided study day instructions that were intended to reduce factors that would influence neuroendocrine products (e.g., consuming dairy products with live cultures, use of caffeine, recent exercise, etc.) (Kirschbaum & Hellhammer, 1994).

Procedure

Participants arrived at the lab during afternoon hours and after a thirty minute rest period, provided a saliva sample that we later assayed for DHEAS. Saliva was obtained in sterile tubes using the passive drool method, which requires participants to expectorate into a cryovial via a plastic straw. Upon completion of the study, saliva samples were stored immediately at -80 °C until they were shipped overnight on dry ice to a laboratory in College Park, PA. Saliva samples were assayed for DHEAS, using a highly-sensitive enzyme immunoassay (Salimetrics, PA).¹ The test used 50 ul of saliva per determination, has a lower limit of sensitivity of 10 pg/mL, range of standard curve from 10.2 to 1000 pg/mL, and average intra-and inter-assay coefficients of variation are 4.9 % and 3.45 % respectively. Five samples could not be assayed either due to blood contamination or not enough saliva was provided.

Baseline creativity. After the saliva sample was obtained, participants completed a creativity task, the Abbreviated Torrance Test for Adults (ATTA; Goff & Torrance, 2002), which was intended to serve as a baseline level of creativity. Participants were given three minutes to complete the task that consisted of nine triangles on a page, and

they were instructed to use the triangles “to make some pictures” that were “unusual” and “interesting” and to give each picture a title along a common theme.

Social evaluation task. Following the baseline creativity task, participants were instructed that they would be preparing and delivering an eight-minute speech followed by a five-minute question and answer (Q & A) period in a mock job interview. Participants were randomly assigned to one of three evaluative conditions. In the two experimental conditions, the participants were instructed that they would be delivering the speech to two evaluators; in the control condition the participants were instructed they would be delivering the speech alone in the room. Once the participants consented for this part of the study, for those in the experimental conditions two experimenters (one male, one female) entered the room to reiterate the task instructions. For those in the control condition, the experimenter repeated the instructions. Following the instructions, all participants were left alone for two minutes to prepare for the speech.

For those in the experimental conditions, after the preparation period, the evaluators re-entered the room and participants began the speech. At this point the experimental conditions diverged into either social approval or social rejection conditions. The role of the evaluators was carefully scripted, coordinated and timed so that all participants had a consistent experience. Accordingly, the evaluators were trained to present themselves with confidence and assumed authority. The social approval condition consisted of the evaluators giving explicit positive feedback (e.g. “You are very clear and manage to put your personality across. You are very self-assured and authentic, really great job”), as well as exhibiting positive non-verbal behavior during the

participant's speech, e.g., smiling, nodding, and leaning forward. In contrast, the social rejection condition consisted of evaluators shaking their heads, frowning, and giving explicit negative feedback during the speech (e.g., "I felt that you could be much clearer and more articulate. Think about what you are saying before you say it").

Participants in the control condition were instructed by the experimenter to give a speech while alone in the room and then to answer questions that appeared on index cards. The control condition was designed to require similar metabolic demands associated with speaking, but not engender any specific strong emotional state.

Self-report measures. We assessed demand and resources appraisals, emotional states, and participants' perceptions of how the interviewers evaluated them. Immediately following the speech participants were queried regarding their resource appraisals of the situation (e.g., I had the abilities to perform well on the task) (Mendes, et al., 2007) Participants rated their agreement with each sentence on a 1 (*strongly disagree*) to 7 (*strongly disagree*) scale. Self-reported emotions were assessed both prior to and after the speech task using the Positive and Negative Affect Schedule (PANAS; Watson, Clark, & Tellegen, 1988), which measures high-arousal, activated emotions. Participants rated their feelings on 20 emotional states (10 positive and 10 negative) using 5-point scales ranging from 1 (*not at all*) to 5 (*a great deal*). Positive and negative emotion scales were calculated for each time point and had high reliability (α s ranged from .85 to .91). After both the speech and Q&A task, participants assigned to the social evaluation conditions rated how well they believed each of the interviewers thought they performed (e.g., she

thought I performed well on the task). Responses for the male and female judges were highly correlated ($\alpha = .91$) so we combined these responses into a single score.

Creativity task. After the speech task, participants were given ten minutes to complete a second artistic creativity task.² Following procedures outlined by Amabile (1982), participants were given a 10 x 15 inch piece of cardboard, a bottle of glue, a bottle of glitter, and 54 pieces of felt and paper in various shapes, sizes, and colors and were told to make a collage on the cardboard. Participants were given the following specific instructions “feel free to use any of the materials that you like, but you don’t have to use any that you don’t want to – it is entirely up to you. You are not required to use anything in particular; just make a collage that you find interesting.” This test of creativity has been demonstrated to yield reliable assessments of artistic creativity (Amabile, 1982). Following this task, participants were debriefed and thanked.

Creativity Assessment

We recruited local artists to judge the creative products generated by the participants following the consensual assessment technique guidelines (Amabile, 1982). Eight artists (four professional artists and four graduate students in studio arts) with an average of 10 years of studio art experience were scheduled one at a time to judge each collage, and a subset of these artists judged the baseline creativity task (ATTA).³

Prior to evaluating each collage, the judges were asked to create their own collages and were given the same instructions as participants. They then proceeded to judge participants’ collages. Each collage was rated on 21 dimensions, which were assessed by having the judges mark an X on an 18mm line anchored from low to high

with a midpoint labeled “medium.” Consistent with the consensual assessment technique, judges were asked to use their own subjective definition in rating each of the dimensions.

We performed exploratory factor analysis with varimax rotation on the 21 dimensions and found that 15 of the 21 dimensions loaded high on one factor (factor loadings $> .38$).⁴ Inter-rater reliabilities were acceptable (α s ranged from .65 to .88). Therefore, we created a single index of collage creativity per participant averaged across judges and across the 15 dimensions, which forms our primary dependent variable of creativity ($\alpha = .96$).

Results

Manipulation Checks

We first examined if the social feedback manipulations were perceived as intended. There was no ambiguity regarding the manipulated conditions of social rejection and approval. Participants in the social approval condition perceived the evaluators as liking their interview more than those in the social rejection condition, $F(1, 44) = 26.33, p < .0001$ (Table 1). Social approval also resulted in participants perceiving themselves to have more resources than those in the rejection condition, $F(1, 88) = 4.20, p < .05$. We created an index of emotional responses (negative emotions – positive emotion) to provide a single index of negative affect without the buffering effects of positive emotion. The negative affect index differed by condition with those assigned to social rejection reporting less positive and more negative emotion (controlling for baseline emotional responses) than those assigned to social approval, $F(1, 85) = 4.54,$

$p < .04$. Given these findings we were confident that we successfully manipulated social rejection and approval.

As an initial examination of our predictions, we explored zero order and first order partial correlations among our primary dependent variables by condition (Table 2). The partial correlations include pre-task negative affect as a control variable to best assess change in emotional responses as a result of the manipulated social setting. Significant relationships were found among DHEAS, creativity, and negative emotional responses, most notably from the social rejection condition. These relationships were explored below organized by the specific predictions.

Affective Vulnerability

Our first prediction was that lower DHEAS would bring about greater increases in negative affect when participants received rejecting social feedback. However, we anticipated that this vulnerability would not be related to changes in negative affect following social approval or the non-social condition. To establish this initial effect, we conducted hierarchical regression analyses in which the first step included baseline DHEAS, condition effects (two effect coded predictor variables to represent the three levels of evaluation; we coded social rejection as the reference condition), and pre-task emotions as a covariate to predict the post-stressor negative affect index. This first step produced an overall significant model, $Rsq = .487$, $p < .0001$. The second step included all the initial predictors plus the interaction terms (condition by DHEAS). As expected the inclusion of the interaction terms significantly increased model fit, $\Delta Rsq = .041$, $p < .04$. Supporting the affective vulnerability prediction, following rejecting social feedback the

lower participants' DHEAS the greater their negative emotional reaction ($b = -.07, p < .01$) (Figure 1). The relationships between DHEAS and negative emotions were not significant following the social approval ($b = -.01, ns$) or following the non-social condition ($b = .02, ns$).

Effects of Social Rejection on Creativity

We then turned to predictions regarding creativity: our second prediction was that social rejection would increase artistic creativity relative to the other two evaluative conditions, social approval and the control condition. To test this prediction, a regression analysis similar to the one described above was conducted though this time we predicted creativity scores using baseline DHEAS and condition effects.⁵ The main effect for DHEAS was not significant, but both condition effects were, control vs. rejection: $t(86) = -2.39, p < .02$; approval vs. rejection: $t(86) = -3.59, p < .0005$. As can be seen in Table 1, collages were judged to be the most creative following social rejection ($M = 9.4$), which significantly differed from the control condition ($M = 8.4$) and the social approval condition ($M = 7.7$).

Our final prediction was that the interaction between baseline DHEAS and the evaluation manipulation would predict artistic creativity. To test this interaction, we added a second step to the regression analysis described immediately above, after the main effects (condition and DHEAS) were accounted for in Step 1, Step 2 included the interaction terms. The change in Rsq with the addition of the interactions was significant, $\Delta Rsq = .074, p < .006$; as were the interactions approval vs. rejection, $t(80) = 2.28, p < .03$; control vs. rejection, $t(80) = 2.44, p < .02$ (Figure 2). Following social rejection,

there was a significant negative relationship between DHEAS and creativity such that the lower baseline DHEAS the higher the creativity scores, ($b = -0.14, p < .01$). DHEAS and creativity were not reliably related following social approval ($b = 0.02, ns$) or in the control condition, ($b = 0.07, ns$).

How Social Rejection Affected Creativity: Mediation Analysis

Given our significant results for our targeted hypotheses, our final analyses included testing the possible mediating role of negative emotional responses. We would anticipate that negative emotional responses are one possible mechanism through which increased creativity occurred; however, we would only expect this to be the case following social rejection. Therefore, we expected that biological vulnerability (lower DHEAS) would make one more susceptible to experiencing greater negative emotions following rejecting social feedback and that these changes in emotions would then lead to greater artistic creativity. Therefore we conducted a series of regression analyses in which we tested a mediated-moderation analysis; that is, the possibility that negative emotions would mediate the relationship between the P x S interaction (DHEAS and evaluative condition) and creativity (Baron & Kenny, 1986). Because we predicted that the social rejection condition would be the only condition that yielded mediation, we used the same contrast codes as before so that the reference condition was social rejection. The first regression equation predicting creativity using the two P x S interaction terms and yielded significant effects for both terms: approval vs. rejection $t(82) = 2.69, p < .009$; control vs. rejection: $t(82) = 2.35, p < .02$ (Figure 3). The second regression equation used the P x S interactions to predict negative emotional responses, controlling for pre-

feedback emotion ratings: approval vs. rejection $t(81) = 2.03, p < .05$; control vs. rejection: $t(81) = 1.79, p < .07$ —the lower the baseline DHEAS the greater the negative emotional response following social rejection feedback. The last regression equation predicted creativity scores using the P x S interaction and negative emotional responses (mediator). Increased negative emotional responses predicted greater creativity scores, $t(80) = 2.54, p < .02$, and the direct relationship between the P x S interactions and creativity were significantly reduced once negative emotional responses were included in the model: approval vs. rejection $t(80) = 2.11, p < .04$, Goodman test, $2.11, p < .04$; control vs. rejection: $t(80) = 1.92, p < .058$, Goodman test, $1.81, p < .069$.

Discussion

This experiment yielded four noteworthy findings. First, we found that lower levels of DHEAS resulted in greater affective vulnerability. When participants received rejecting social feedback, lower DHEAS was significantly correlated with greater negative emotional responses. DHEAS was not related to negative emotional responses following social approval or non-feedback conditions. This finding demonstrates support for the use of DHEAS as an indicator of affective vulnerability (see also Mendes, Ayduk, Akinola, & Epel, in prep). The second important finding was that social rejection resulted in greater artistic creativity than social approval or a non-social situation. We believe that the use of a well-validated social task, which reliably yields strong emotional reactions, may have provided a test of how creativity is affected in the face of strong emotional manipulations eliciting activating moods, as opposed to weaker or subtle mood manipulations often employed (De Dreu, Baas, & Nijstad, 2008; Isen, 2000). We also

observed evidence for the person by situation model we proposed. When individuals were more biologically vulnerable *and* they were exposed to a strong rejecting situation they performed better on the artistic creativity task. Finally, we showed that negative emotional changes mediated the link between biological vulnerability and creativity for those receiving rejecting social feedback.

Research on how affect influences creativity suggests several pathways through which creativity may be enhanced. One possibility is that negative social evaluation increased creativity because participants ruminated more over negative feedback (Nolen-Hoeksema, 2000), thus potentially creating more distraction during the creative task. This distraction may have lead to enhanced creativity because unconscious thoughts could influence the creative products without the interference from conscious operations (Dijksterhuis & Meurs, 2006). The other explanation, in stark contrast to the unconscious thought facilitation explanation, is the possibility that creativity was enhanced because negative emotions produced powerful introspection and detailed thinking (Verhaeghen, et al., 2005). Although these data were not meant to address how conscious and unconscious processes independently affect creativity, these data do show strong effects for negative emotional responses (both dispositionally and situationally) in enhancing creativity.

Another possibility is that negative social evaluation increased creativity because participants exerted more effort and worked harder on the creativity task after receiving negative feedback. Previous research has shown that negative feedback can lead to increased subsequent effort (e.g., Anderson & Rodin, 1989; Campion & Lord, 1982;

Podsakoff & Farh, 1989), as long as the task is not perceived as too difficult to be mastered (Locke & Latham, 1990). This is consistent with research indicating that when individuals experience negative affect in a situation that requires creativity, this negative affect may be interpreted as a signal that additional effort must be exerted for a creative solution to be discovered (George & Zhou, 2002; Martin, Ward, Achee, & Wyer, 1993). In contrast, positive mood coupled with a situation that requires creativity may be an indication that the creative goal has been met, reducing the amount of effort exerted on the task.⁶

Importantly our findings are consistent with volumes of historical and empirical evidence relating depression to creativity. Although the data presented here provide support for the creativity and depression link, this general model would not, necessarily, be supportive of the proposed link between bipolar disorder and creativity because lower levels of DHEA have been linked to depression rather than mania. In addition, mania is not typically characterized by strong negative emotional responses. Historical evidence suggests that many creative luminaries suffered from depression, but others from bipolar disorder. One possibility regarding how creativity is influenced by affective changes due to bipolar disorder is that manic phases may increase the *quantity* and not the *quality* of the creative work (Weisberg, 1994). Mania might also be related to perceptions of how creative one believes they are, which might differ from how creative they actually are. In support of this idea, Pronin and Wegner (2006) manipulated “mania” with thought racing instructions and found that participants had more grandiose thoughts, including perceptions of enhanced creativity. Whether these participants actually were capable of

enhanced creativity is not known. It is possible that mania provides the perceptions of creativity which results in more attempts and hence increased productivity, but depressed states provide the introspection and careful deliberation that result in fewer but higher quality products.

While extant research has offered some evidence for biological differences in creativity (Howard-Jones, Blakemore, & Samuel, 2005; Martindale, 1999), we believe our data demonstrate some of the first evidence linking biological products and social and emotional factors to predict complex behaviors such as creativity. There is mounting evidence that depression is linked to lower levels of DHEA, and that DHEA supplementation can combat depression, but this is the first study that we know of that shows that lower baseline levels of DHEA make individuals more vulnerable to experiencing negative affect following social rejection. Furthermore, given this *affective vulnerability*, we showed that artistic creativity was enhanced following the increased negative mood state. Given the volumes of research on the links between depression and creativity, these data provide provocative evidence regarding possible underlying biological mechanisms involved in the depression-creativity link.

References

- Abele, A. (1992). Positive and negative mood influences on creativity: Evidence for asymmetrical effects. *Polish Psychological Bulletin, 23*, 203-221.
- Amabile, T. (1982). Social psychology of creativity: A consensual assessment technique. *Journal of Personality and Social Psychology, 43*, 997-1013.
- Amabile, T. (1996). Creativity in context: Update to 'The Social Psychology of Creativity.' Boulder, CO, US: Westview Press.
- Andreasen, N. C. (1987). Creativity and mental illness: Prevalence rates in writers and their first-degree relatives. *American Journal of Psychiatry, 144*, 1288-1292.
- Anderson, S. Rodin, J. (1989). Is bad new always bad? Cue and feedback effects on intrinsic motivation. *Journal of Applied Social Psychology, 19*, 449-467.
- Baas, M., De Dreu, C. K. W., & Nijstad, B. A. (in press). A meta-analysis of 25 years of mood—creativity research: Hedonic tone, activation, or regulatory focus? *Psychological Bulletin*.
- Baron, R. M., & Kenny, D. A. (1986). The moderator-mediator variable distinction in social psychological research: Conceptual, strategic, and statistical considerations. *Journal of Personality and Social Psychology, 51*, 1173-1182.
- Campion, M. A., Lord, R. G. (1982). A control systems conceptualization of the goal-setting and changing process. *Organizational Behavior and Human Performance, 30*, 265-287.

- Crocker, J., Cornwell, B., & Major, B. (1993). The stigma of overweight: Affective consequences of attributional ambiguity. *Journal of Personality and Social Psychology, 64*, 60-70.
- De Dreu, C. K. W., Baas, M., & Nijstad, B. A. (2008). Hedonic tone and activation level in the mood – creativity link: Towards a dual pathway to creativity model. *Journal of Personality and Social Psychology, 94*, 739-756.
- Dickerson, S. S., Gruenewald, T. L., & Kemeny, M. E. (2004). When the social self is threatened: Shame, physiology, and health. *Journal of Personality, 72*, 1191.
- Dijksterhuis, A., & Meurs, T. (2006). Where creativity resides: The generative power of unconscious thought. *Consciousness and Cognition: An International Journal, 15*, 135.
- Endler, N. S., Magnusson, D. (1976). Toward an interactional psychology of personality. *Psychological Bulletin, 83*, 956-974.
- Epel, E. S., Burke, H. M., & Wolkowitz, O. M. (2007). The psychoneuroendocrinology of aging: Anabolic and catabolic hormones. In C.M. Aldwin, C. L. Park and A. Spiro (Eds). *Handbook of Health Psychology and Aging* (pp. 119-141). New York: The Guilford Press.
- Feist, G. J. (1998). A meta-analysis of personality in scientific and artistic creativity. *Personality and Social Psychology Review, 2*, 290-309.
- Fiedler, K. (2000). Toward an integrative account of affect and cognition phenomena using the BIAS computer algorithm. In J. P. Forgas (Ed.), *Feeling and thinking:*

- The role of affect in social cognition* (pp. 223-252). New York: Cambridge University Press.
- George, J. M., Zhou, J. (2002). Understanding when bad moods foster creativity and good ones don't: The role of context and clarity of feelings. *Journal of Applied Psychology*, 87, 687-697.
- Goff, K., & Torrance, E. P. (2002). *Abbreviated torrance test for adults manual*. Bensenville, IL: Scholastic Testing Service.
- Goodwin, F. K., & Jamison, K. R. (1990). *Manic depressive illness*. New York: Oxford.
- Howard-Jones, P. A., Blakemore, S., Samuel, E. A.; (2005). Semantic divergence and creative story generation: An fMRI investigation. *Cognitive Brain Research*, 25, 240-250.
- Isen, A. M. (2000). Positive affect and decision making. In M. Lewis & J. M. Haviland (Eds.), *Handbook of emotions* (pp. 417-435). New York: The Guilford Press.
- Isen, A. M., Daubman, K. A., Nowicki, G. P. (1987). Positive affect facilitates creative problem solving. *Journal of Personality and Social Psychology*, 52, 1122-1131.
- Jamison, K. R. (1993). *Touched with fire*. New York: Free Press.
- Jausovec, N. (1989). Affect in analogical transfer. *Creativity Research Journal*, 2, 255-266.
- Kaufman, J. C., & Baer, J. (2002). I bask in the dreams of suicide: Mental illness, poetry, and women. *Review of General Psychology*, 6, 271-286.
- Kaufmann, G. (2003). Expanding the mood-creativity equation. *Creativity Research Journal*, 15, 131-135.

- Kaufmann, G., & Vosburg, S. K. (1997). "paradoxical" mood effects on creative problem-solving. *Cognition and Emotion, 11*, 151–170.
- Kirschbaum, C., & Hellhammer, D. H. (1994). Salivary cortisol in psychoneuroendocrine research: Recent developments and applications. *Psychoneuroendocrinology, 19*, 313-333.
- Kirschbaum, C., Pirke, K., & Hellhammer, D. H. (1993). The 'Trier Social Stress Test': A tool for investigating psychobiological stress responses in a laboratory setting. *Neuropsychobiology, 28*, 76-81.
- Leary, M. R., Gallagher, B., Fors, E., Buttermore, N., Baldwin, E., Kennedy, K., et al. (2003). The invalidity of disclaimers about the effects of social feedback on self-esteem. *Personality and Social Psychology Bulletin, 29*, 623.
- Locke, E. A., Latham, G. P. (1990). *A theory of goal setting & task performance*. Englewood Cliffs, NJ, US: Prentice-Hall, Inc., 413.
- Ludwig, A. M. (1995). *The price of greatness: Resolving the creativity and madness controversy*. New York: Guilford Press.
- Mackie, D. M., & Worth, L. T. (1991). Feeling good, but not thinking straight: The impact of positive mood on persuasion. In: Forgas, J. P. (ed.) *Emotion and social judgments* (pp. 201-219). Elmsford, NY, US: Pergamon Press.
- Martin, L. L., Ward, D. W., & Achee, J. W. (1993). Mood as input: People have to interpret the motivational implications of their moods. *Journal of Personality and Social Psychology, 64*, 317-326.

- Martindale, C. (1999). Biological bases of creativity. In: Sternberg, R. J.(ed.) *Handbook of creativity* (pp. 137-152). New York, NY, US: Cambridge University Press.
- Mendes, W. B., Ayduk, O., Akinola, M., & Epel, E. (2008). *Neuroendocrine concomitants of physiological thriving*. Manuscript in preparation.
- Mendes, W. B., Gray, H., Mendoza-Denton, R., Major, B. & Epel, E. (2007) Why egalitarianism might be good for your health: Physiological thriving during inter-racial interactions. *Psychological Science, 18*, 991-998.
- Mendes, W. B., Major, B., McCoy, S., & Blascovich, J. (2008). How attributional ambiguity shapes physiological and emotional responses to social rejection and acceptance. *Journal of Personality and Social Psychology, 94*, 278-291.
- Mischel, W. (2004). Toward an integrative science of the person. *Annual Review of Psychology, 55*, 1-22.
- Mueller, C.M. & Dweck, C.S. (1998). Praise for intelligence can undermine children's motivation and performance. *Journal of Personality and Social Psychology, 75*, 33-52.
- Nolen-Hoeksema, S. (2000). The role of rumination in depressive disorders and mixed anxiety/depressive symptoms. *Journal of Abnormal Psychology, 109*, 504-511.
- Podsakoff, P. M., Farh, J. (1989). Effects of feedback sign and credibility on goal setting and task performance. *Organizational Behavior and Human Decision Processes, 44*, 45-67.
- Pronin, E., & Wegner, D. M. (2006). Manic thinking: Independent effects of thought speed and thought content on mood. *Psychological Science, 17*, 807-813.

- Ramey, C. H., & Weisberg, R. W. (2004). The "poetical activity" of emily dickinson: A further test of the hypothesis that affective disorders foster creativity. *Creativity Research Journal*, *16*, 173-185.
- Rasmusson, A. M., Vasek, J., Lipschitz, D. S., Vojvoda, D., Mustone, M. E., Shi, Q., et al. (2004). An increased capacity for adrenal dhea release is associated with decreased avoidance and negative mood symptoms in women with ptsd. *Neuropsychopharmacology*, *29*, 1546-1557.
- Schwarz, N. (1990). Feeling as information: Informational and motivational functions of affective states. In: T. E. Higgins and R. M. Sorrentino (Eds). *Handbook of motivation and cognition, Volume 2*, (pp 527-651). New York: Guilford Press.
- Southwick, S. M., Vythilingam, M., Charney, D. S. (2005). The psychobiology of depression and resilience to stress: Implications for prevention and treatment. *Annual Review of Clinical Psychology*, *1*, 255-291.
- Verhaeghen, P., Joormann, J., & Khan, R. (2005). Why we sing the blues: The relation between self-reflective rumination, mood, and creativity. *Emotion*, *5*, 226-232.
- Watson, D., Clark, L. A., & Tellegen, A. (1988). Development and validation of brief measures of positive and negative affect: The panas scales. *Journal of Personality and Social Psychology*, *54*, 1063-1070.
- Weisberg, R. W. (1994). Genius and madness: A quasi-experimental test of the hypothesis that manic-depression increases creativity. *Psychological Science*, *5*, 361-367.

Wolkowitz, O. M., Reus, V. I., Roberts, E., Manfredi, F., Chan, T., Raum, W. J., et al.

(1997). Dehydroepiandrosterone (dhea) treatment of depression. *Biological*

Psychiatry, *41*, 311-318.

Acknowledgements

We thank Teresa Amabile for her assistance on the creativity task and intellectual guidance. We also thank the many dedicated lab assistants at the Health and Psychophysiology Lab at Harvard, especially Marina Nasman and Kathy Lee for their assistance in conducting this experiment. W.B.M. was supported by a National Institute of Heart, Lung, and Blood Grant (RO1 HL079383); and a Cooke Research Grant.

Footnotes

1. We also assayed for cortisol because basal cortisol levels have also been linked to depression; however, we found no effects for cortisol with any of the results reported here.
2. Two participants did not create collages. One discontinued the experiment prior to being given instructions for the speech and Q&A task, the other discontinued after the speech and Q & A task.
3. The ATTA was rated on five dimensions—creativity, originality, flexibility, elaboration, and fluency—utilizing a 5-point Likert scale ranging from 1 (*low*) to 5 (*high*). We examined inter-rater reliability on these five dimensions. Judges agreement was acceptable across four of the five dimensions (α s ranged from .65 to .76); elaboration was not reliably judged by the artists and thus dropped. We then examined reliability across the four dimensions, which yielded an acceptable alpha as well ($\alpha = .78$) and thus created a single index of baseline creativity.
4. The following six variables did not load high on the first factor: spontaneity, degree of representationalism, degree of symmetry, expression, movement, and variation of shapes, and thus were not used in the creativity index. However, all analyses reported here were repeated with the creativity index calculated with all 21 dimensions ($\alpha = .94$), and the results were essentially the same.
5. We did not control for baseline creativity in any of the analyses examining artistic creativity as baseline creativity was never a significant covariate and the results are essentially the same with or without this covariate.

6. In order to explore the possibility that negative social evaluation increased creativity because participants exerted more effort and worked harder on the creativity task after receiving negative feedback, we examined the amount of objective space used by participants in the collages as a proxy for effort. Our rationale was that the less objective space used in the collage, the greater the detail orientation, indicating that more effort had been exerted by participants in creating the collage. We hypothesized that participants who were lower in DHEAS and were assigned to social rejection would use less objective space in their collages. In order to measure the amount of objective space used in each collage, we took photographs of each collage and used Adobe Photoshop to first calculate the total number of pixels contained in each collage. We defined this value as the “total area” of the collage. For each collage, we then selected each object used in the collage (i.e. all of the felt and paper pieces used) to determine the number of pixels contained in the collage pieces which we defined as the “space covered” in the collage. We then subtracted “space covered” from the “total area” to determine the number of pixels constituting “white space” in the collage the calculated the amount of white space as a percent of total space for each collage. We then used this percentage of white space value as our dependent variable of objective space with higher percentages indicating that less space was used in the collage (i.e. there was more white space than covered space). We examined differences in objective space by experimental condition and found no significant effect for condition, $F(2, 88) = .06, p = .94$ (M_{approval} = 61.0;

$M_{\text{rejection}} = 62.2$; $M_{\text{control}} = 60.8$). We also found no significant interaction effect when we tested the interaction of DHEAS and feedback condition to predict white space, approval vs. rejection: $t(81) = .30$, $p = .76$; control vs. rejection: $t(81) = .35$, $p = .72$. Although we found no support for our hypothesis, these results do not conclusively eliminate the possibility that effort played a role in our findings.

Table 1. Means and SDs of perceptions of judges, emotions, appraisals, and creativity by feedback condition

	Feedback Condition		
	Social Evaluation		Non-Social
	Rejection	Approval	Control
“[Judges] thought I performed well” ¹	3.1 (1.3) _a	5.1 (1.3) _b	----
Negative Emotions ^{2,3}	-1.1 (1.1) _a	-1.6 (1.1) _b	-1.4 (1.1) _b
Resource Appraisals	3.7 (0.8) _a	4.3 (0.8) _b	3.9 (0.9) _a
Creativity	9.4 (1.8) _a	7.7 (1.6) _b	8.4 (2.0) _b

Note. ¹We averaged ratings made for the male and female judges. ²Emotion ratings were created by subtracting positive emotions from negative emotions, such that higher numbers indicate more negative emotions. ³Means are adjusted for pre-task emotion ratings. Different subscript letters across rows indicate significant differences by condition.

Table 2. Zero order and first-order partial correlations among primary dependent variables by feedback condition

	Feedback condition Control		
	1. DHEAS	2. Negative Emotions	3. Creativity
1. DHEAS	---	.23	.23
2. Negative Emotions	0.08	---	.23
3. Creativity	0.21	0.29	---

	Feedback condition Social Rejection		
	1. DHEAS	2. Negative Emotions	3. Creativity
1. DHEAS	---	.30	-.51**
2. Negative Emotions	-0.50**	---	.23
3. Creativity	-0.53**	.44*	---

	Feedback condition Social Approval		
	1. DHEAS	2. Negative Emotions	3. Creativity
1. DHEAS	---	-.09	.14
2. Negative Emotions	0.00	---	.19
3. Creativity	0.15	0.24	---

Note. Zero-order correlations appear above the dashed diagonals; partial correlations appear below the dashed diagonals. Partial correlations control for pre-task emotion

ratings. Negative emotion ratings were obtained immediately following the Q&A task and were calculated by subtracting the average of positive emotions from negative emotions, such that higher numbers indicate more negative emotions.

† $p < .10$; * $p < .05$, ** $p < .01$.

Figure Captions

Figure 1. Relationships between DHEAS and negative affect by feedback condition controlling for pre-task emotions. Slopes are reported as standardized betas (β). * $p < .05$.

Figure 2. Relationships between DHEAS and creativity by feedback condition controlling for pre-task emotions. Slopes are reported as standardized betas (β). * $p < .05$.

Figure 3. Mediated-moderation analysis testing the mediating role of negative emotional responses (high negative and low positive affect) as a causal factor of the P x S interaction and creativity scores. The outer path presents comparisons of social rejection to social approval; the inner path presents comparisons of social rejection to the control condition. Paths are reported as standardized betas (β). Asterisks indicate a statistically significant relationship, † $p < .10$; * $p < .05$, ** $p < .01$.

Figure 1

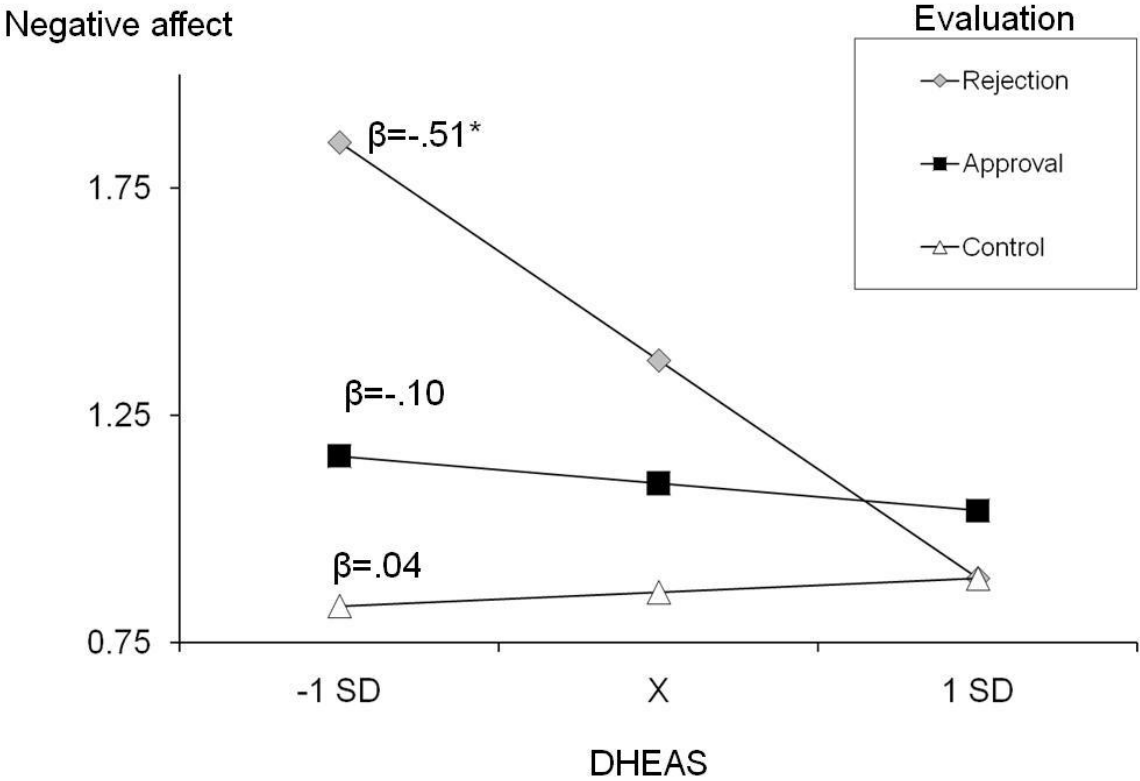


Figure 2.

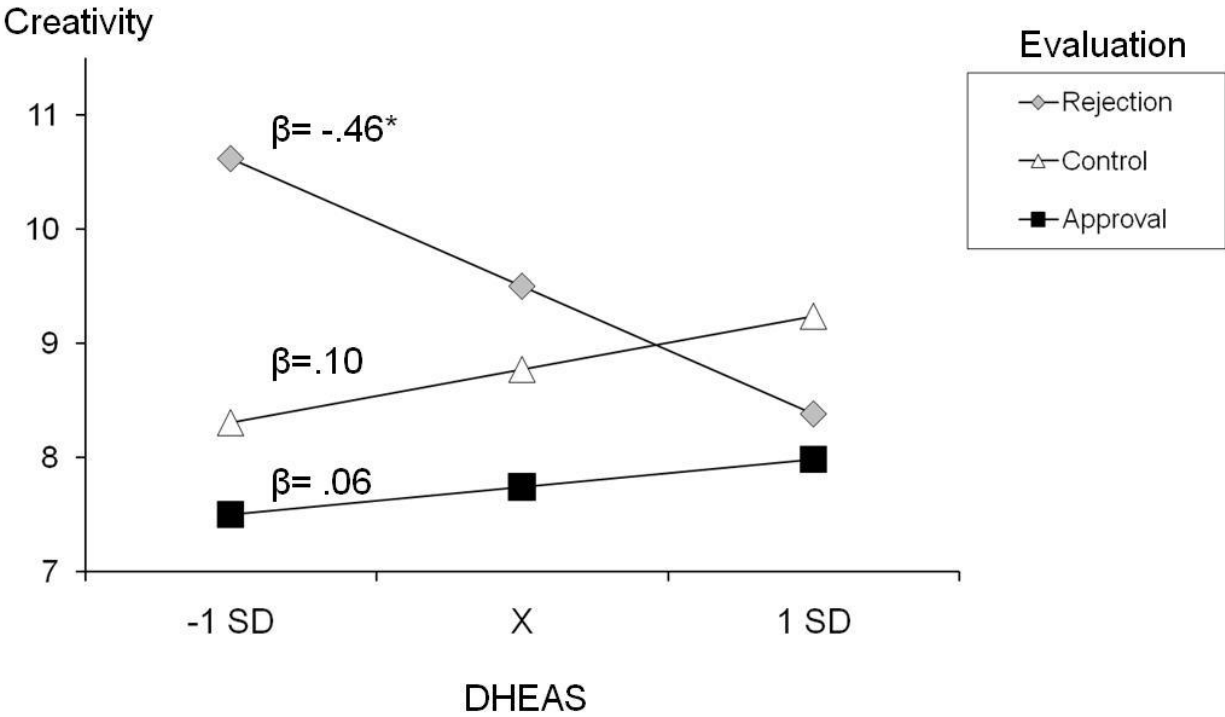
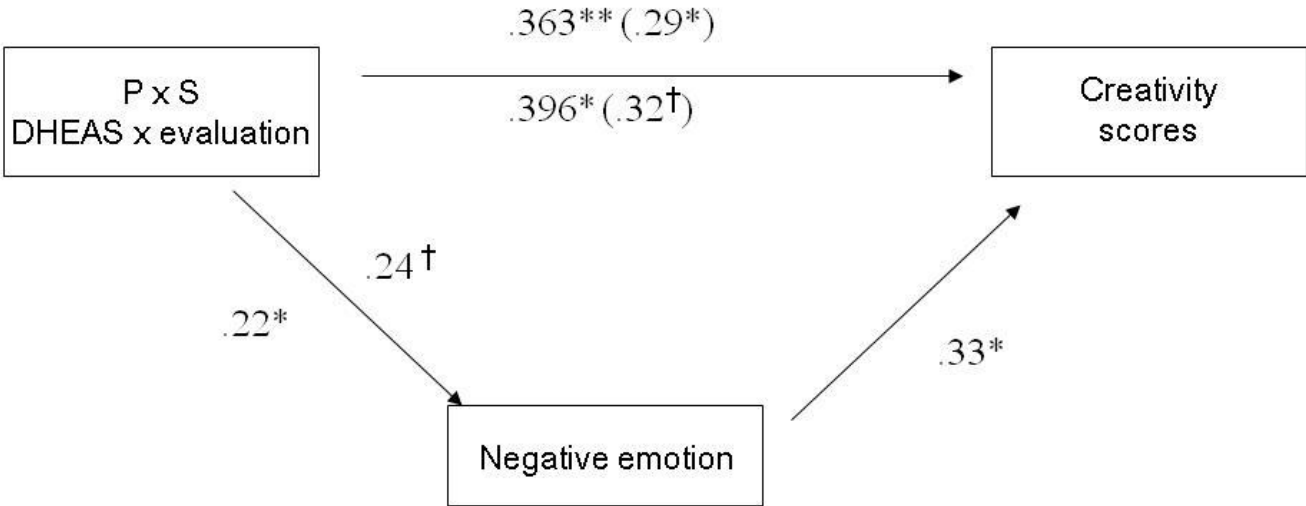


Figure 3



Rejection vs. approval - Goodman test: 2.11, $p < .04$
Rejection vs. control - Goodman test: 1.81, $p < .07$