

Communication and Influence*

Antoni Calvó-Armengol[†] Joan de Martí
Universitat Autònoma de Barcelona Universitat Pompeu Fabra

Andrea Prat
Columbia University

April 10, 2014[‡]

Abstract

We study the information flows that arise among a set of agents with local knowledge and directed payoff interactions, which differ among pairs of agents. First, we study the equilibrium of a game where, before making decisions, agents can invest in pairwise active communication (speaking) and pairwise passive communication (listening). This leads to a full characterization of information and influence flows. Second, we show that, when the coordination motive dominates the adaptation motive, the influence of an agent on all his peers is approximately proportional to his eigenvector centrality. Third, we use our results to explain organizational phenomena such as: the emergence of work cliques; the adoption of human resources practices that foster communication (especially active communication); and the discrepancy between formal hierarchy and actual influence.

1 Introduction

Communication is one of the defining characteristics of humans. A large part of our day is spent on various media, ranging from having informal conversations to writing formal reports, from exchanging email messages to participating in social media. This is true in social contexts as well as in the workplace. Corporate leaders spend upwards of 80 percent of their work time on communication-centered activities (Mintzberg 1973, Bandiera et al. 2009)

*We thank Jose Apesteguia, Can Celiktemur, Wouter Dessen, Jan Eeckhout, Luis Garicano, Bob Gibbons, Christian Hellwig, Rachel Kranton, David Myatt, Ignacio Palacios-Huerta, Alessandro Pavan, Daniel Rappoport, Karl Schlag, Juuso Välimäki, Fernando Vega-Redondo, and Yves Zenou. We are also grateful to audiences at the University of Chicago, Columbia University, Duke University, MIT Sloan, Northwestern University, EUI (Florence), Universitat Pompeu Fabra, Stockholm University and at the conference on “Social Networks and Peer Effects: Theory and Applications” in honor of Toni (Universitat Autònoma de Barcelona), the European Summer Symposium in Economic Theory (Gerzensee), and the Workshop on Communication and Belief Manipulation (Paris School of Economics).

[†]Toni passed away in November 2007. We miss his friendship, energy, and talents. While the ideas and the results contained in this paper are due to the three authors, only de Martí and Prat are responsible for any remaining errors or omissions.

[‡]A previous version of this paper was circulated under the title “Endogenous Communication in Complex Organizations.”

The final version of this article was published in *Theoretical Economics* 10, no. 2 (May 2015): 649-690.

The endogeneity of communication patterns should lie at the center of a theory of organization (Arrow 1974). We have some control on whom we decide to speak to, email, or telephone. As communication requires time, we are selective and instrumental in how much we invest in communicating with different agents. As Simon (1986) noted: “If we record the frequency of communication between different nodes, we [will] find that the pattern is not uniform but highly structured. In fact, the pattern of communication frequencies [should] reflect, approximately, the pattern of authority.” The objective of this paper is to develop a model of endogenous costly communication and to use it to understand influence patterns.

The model can be sketched as follows. There are a number of agents who face local uncertainty (for simplicity, local states are assumed to be mutually independent). Each agent observes the realization of his local state and must take an action. The payoff of each agent depends on his local state, his own action, and the action of other agents. The pattern of payoff interactions among agents is described by a directed graph that encompasses two dimensions of heterogeneity: the interdependence of individual actions and the pairwise intensity of these interdependences. While our setup encompasses both negative and positive payoff interactions, in most of the paper we restrict attention to positive complementarities only.

Before choosing his action, an agent can engage in communication. He can inform other agents about his own state of the world and he can gather information about other agents’ state of the world.¹ Formally, the agent selects a vector of active communication intensities and a vector of passive communication intensities. The precision of the communication of one agent to another is then determined by how much the sender invests in active communication (talking) and how much the receiver invests in passive communication (listening). Both types of communication are costly, and the cost is an increasing and convex function of communication intensity. In this model, the intensity of communication and influence (how much an agent’s state influences another agent’s action) is represented by continuous variables. This allows us to study varying degrees of interpersonal ties, as suggested by the sociological literature (Granovetter, 1973).

Our analysis is divided in three parts. We first characterize communication patterns and individual decisions in equilibrium. We show that games in the class we consider have a unique equilibrium in linear strategies, namely one where the action of each agent is a linear function of his own signal and the signal that he receives from other agents.

These games feature various levels of strategic interaction. Active communication, passive communication, and decision influence are strategic complements. Alice invests in talking to Bob, because she hopes that Bob will invest in listening to her and will use the information he has received to coordinate his action’s with Alice’s state, something that would benefit Alice. Bob is influenced by the signal she receives from Alice because he has invested in listening and he thinks that she has invested in active communication; hence the signal should be valuable in coordinating his action with hers. With more than two agents, these interactions may be indirect. Alice and Carol are not interested in coordinating their actions per se, but they both want to coordinate with Bob. In equilibrium they might invest in communicating with each other, in the knowledge that Bob’s action will be affected by

¹In our set-up, which allows for one round of communication only, there is no loss of generality in assuming that communication only relates to the observed state of the world. Things would be different if we allowed for more than one round.

their states.

One way of finding the fixed point of this set of interactions is to proceed iteratively, at each step taking into account a higher level of interactions. Our equilibrium corresponds to the limit of this iterative process. In equilibrium, a simple linear relation describes active and passive communication from one agent to the other as a linear function of how much the latter is influenced by information he receives. In turn, influence coefficients are determined jointly for all agents as a linear system. This tractable equilibrium characterization is useful to draw lessons on patterns of communication and influence.

In the second part of the paper we use the main characterization result to explore patterns of communication and influence. As one would expect, we can prove that communication flows and influence relations between two agents become stronger, if these agents have stronger exogenous interaction ties. Less obvious are indirect effects, namely how communication between two agents changes when other interaction ties change. Suppose the exogenous ties between a subset of workers become stronger: in the labor sociology language, a work “clique” forms. (Dalton, 1959). We show the existence of an insularity effect, pushing the subset of workers to reduce their interest in talking to the outside world, and an opposite reinforcement effect, whereby outsiders are keen to understand what goes on in the subset. Active and passive communication intensities move in opposite directions. The overall effect on influence from the subset to the rest of the workers is positive at first when they have relatively weak ties, but it turns to negative when the ties become sufficiently strong.

In our non-cooperative set-up, communication and influence is generally inefficiently low. Agents do not internalize the benefit that investment in communication generates for other agents. This is true for both active and passive communication. However players tend to under-invest, in relative terms, more in active communication than in passive communication. To see this, suppose that active and passive communication have the same cost. A planner would choose the same level of active and passive communication. Yet, with $n > 2$, agents spend less on active communication. The benefit of listening is direct: the receiver incorporates the information in his decision-making. The benefit of speaking is indirect: the sender hopes that the receiver will incorporate the information he receives in his decision-making. We relate these results to the evidence on the effect on firm performance of introducing innovative Human Resources Management (HRM) practices (Ichniowski and Shaw, 1997).

In the third and last part of the paper we ask which agents are most influential overall. We define the global influence of an agent as the aggregate effect that a marginal change in the agent’s local state has on other agents’ actions. In our setting global influence is an equilibrium variable, which is in turn jointly determined by three other equilibrium phenomena: active communication, passive communication and decision-making.

We uncover a connection between global influence and eigenvector centrality. In the quadratic setting we study, each agent cares about adaptation (fitting his action to his own local state) and coordination (fitting his action to other agents’ actions). We show that, as the coordination motive becomes more and more important, the vector of global influences defined above tends to the vector of eigenvector centralities computed on a primitive of the problem: the matrix of directed interaction payoffs (with a correction factor when some agents’ interaction coefficients are larger in aggregate). This can be seen as an approxi-

mation result. In a game where coordination is much more important than adaptation, the relative global influence of every agent is well approximated by his eigenvector centrality. Given the simplicity of eigenvector measures, our result is useful for characterizing the asymptotic properties of the games we study.

This result relates to Ballester et al. (2006). They analyze a class of complete information games with quadratic payoffs and pairwise dependent strategic complementarities and they show that in the equilibrium of these games the effort exerted by each agent strongly depends on his position in the network of relations. In particular, this effort is proportional to his Bonacich index, a centrality measure constructed by summing paths emanating from one agent (with a decay factor). In our game, an agent’s influence can be expressed as a linear function of Bonacich centralities and this fact is used in the proof of Theorem 5.²

We apply the asymptotic equivalence result to study influence in hierarchical structures. Weber’s top-down view of optimal bureaucracies came into question when empirical studies started showing that, in the presence of conflicts of interest, the most influential members of an organization are often found at mid-level rather than at the top. Armed with the asymptotic correspondence between influence and eigenvector centrality, we first show that the Weberian view holds in a regular hierarchy, namely one where exogenous interaction patterns repeat themselves at every level. In the equilibrium of our communication game, a superior and his subordinates invest in reciprocal communication. Because of the tree-like nature of the hierarchy, this implies that the global influence of an agent is larger, the higher the agent is in the organization. However, Weber’s monotonicity breaks down when there are groups of agents with stronger ties. In that case, as Dalton predicted, the most influential members of the organization are the top people within their “clique”. The complementarity between interaction, communication, and influence mean that the head of the clique is more influential not only towards his subordinates, but also towards his superior. This corresponds to Dalton’s observation that the most influential agents are often low-level managers in charge of well-defined processes.

The rest of the paper is organized as follows. Following the literature review, Section 2 introduces the model. Section 3 presents the first main result of the paper: the equilibrium characterization theorem. Section 4 uses the characterization theorem for comparative statics and welfare analysis, with an emphasis on the role of complementarities, both between communication and decisions, and between active and passive communication. Section 5 reports the second main result, the asymptotic equivalence between agent’s influence and the eigenvector centrality, and applies it to Dalton’s hierarchies. Section 6 concludes by relating our work to the existing literature in organizational economics and network economics and by suggesting future avenues of research. All proofs are in Appendix.

Also available is a Supplementary Material section with an array of robustness checks and additional results: alternative timeline, equilibrium uniqueness, ban on communication between certain links, broadcasting (as opposed to pairwise communication), corner solutions, and additional comparative statics. These extensions are referenced in the text in informal terms and proven formally in the supplementary section.

²The technical connection between our two papers is discussed in detail in the remarks after Theorem 5. The obvious difference is that in Ballester et al (2006) there is no information asymmetry, and hence communication, and that they do not discuss the Invariant Method.

1.1 Literature Review

This paper relates to two strands of literature: organizational economics and the economics of networks.

In the first strand of literature, there are a number of papers which study endogenous communication in a variety of settings. Our approach to multi-person decision making under asymmetric information, as well as our normal-quadratic formulation, is inspired by Marschak and Radner’s (1972) team theory. Some recent papers (Dessein and Santos 2006, Alonso et al. 2008, Rantakari 2007, Dessein et al 2006) explore decentralized decision making within organizations. Besides sharing their normal-quadratic set-up, we are also interested in the tradeoff between adaptation and coordination. We are particularly close to three models of endogenous costly communication between two agents.

In Dessein and Santos (2006) an agent can send a signal about his local state to the other agent, and the precision of the signal is endogenous.³ They show the existence of complementarities between communication, adaptation, and job description: in particular, when communication costs decrease, the organization is more likely to adopt a new set of organizational practices that include broader tasks and more adaptation.

Dewatripont and Tirole (2005) analyze a model of endogenous costly communication between a sender and a receiver. As in our model, both active and passive communication are endogenous and costly, and there are positive externalities (it takes two to communicate). Dewatripont and Tirole’s communication model has a number of features that are absent here, such as the presence of signaling and the possibility of sending “cues” – information about the sender’s credibility.

Van Zandt (2004) develops a model of endogenous costly communication where several agents can transmit information at the same time. This leads to screening costs on the part of receivers and the potential for “information overload”. Van Zandt examines possible mechanisms for reducing overload – an important problem in modern organizations. Our paper abstracts from information overload, by assuming that receivers do not face a screening problem (they can always choose not to listen to a particular sender).

Our contribution with respect to these three papers is to extend endogenous communication to complex architectures. We discuss an array of phenomena that have limited or no meaning with only two agents, such as cliques, global influence, indirect effects, the opportunity to encourage active communication, etc.

Following the seminal work of Radner (1993), the literature of organizational economics has also studied the role of networks in minimizing human limitations in information processing. The works of Bolton and Dewatripont (1994), Van Zandt (1999a), Garicano (2000), Guimerà et al. (2003), and Dodds et al. (2003) highlight the importance of hierarchies, and more general network structures, to diminish the costs related to processing information that flows through the network of contacts. This literature is surveyed by Van Zandt (1999b) and Ioannides (2003). Our work is complementary to this one, and analyzes how individual payoff complementarities shape both the network structure of communication and the equilibrium actions.

³One technical difference is that Dessein and Santos’ (2006) signals are either fully informative or uninformative, and precision is defined as the probability that the signal is informative. Here, instead, signals are normally distributed and the precision is the reciprocal of the variance.

Cremer, Garicano, and Prat (2007) formalize Arrow’s (1974) idea of coding: the medium of communication used by a group of people (the organizational language) is endogenous and it determines communication costs. For analytical tractability, in the present model the communication medium is not modeled explicitly but it is represented by a communication cost function.⁴

Related work can also be found in political economy. Dewan and Myatt (2007) analyze the role of communication in the interplay of leaders and activists in political parties. Leaders are heterogeneous in two different skills: their ability to interpret which is the correct policy to promote, and the clarity of communication of his ideas to the activists. Activists seek to advocate for the correct policy by listening with different intensities to the party leaders. The authors show that, generally, clarity in communication is the leader’s ability that induces higher influence on activists’ opinion. Their interpretation of communication is close to the one we propose in our work: in a bayesian game with quadratic payoff functions and normally distributed signals, that represent the messages send and received, agents can affect the precision of these signals. On the other hand, the communication protocols and, therefore, the strategic effects of communication are different in the two models, as well as the questions that are analyzed.

In the second strand of literature – network economics – the closest contribution is Calvó-Armengol and de Martí (2009), which considers a normal-quadratic team-theoretical set-up and studies the effect of communication among agents. The authors provide a full characterization of the decision functions and the equilibrium payoffs given a communication structure. Calvó-Armengol and de Martí also study what the best communication structure is when the overall number of links among agents is bounded: they provide sufficient conditions for the optimal communication network to be a star or the maximum aggregate span network. However, the only choice between two nodes is no communication or full communication, so the kind of communication intensity analysis that we perform here is absent.

This paper also adopts a normal-quadratic specification, close to the one in Calvó-Armengol and de Martí. The key innovation here is of course that communication is endogenous. We also move away from a team-theoretical framework (now a special case, when all agents belong to the same team), we introduce the idea of communication intensity and we distinguish between active and passive communication.⁵

Our eigenvector centrality result is related to three papers. Golub and Jackson (2010) study a learning model where agents communicate on a network and process signals they receive naively. They show that, when beliefs converge, the consensus belief is a weighted average of agents’ initial beliefs and the weights, which corresponds to a measure of global influence, are given by a principal eigenvector of the social network matrix. Golub and Elliott (2013) study a setting where agents can exert costly effort to generate nonrival,

⁴Cremer (1993) and Prat (2002) study costly endogenous information collection in a team-theoretic setting. Hellwig and Veldkamp (2008) examine optimal information choices in a strategic setting. The present paper is complementary in that it endogenizes communication rather than information collection.

⁵The literature of information sharing in oligopoly has also considered a normal-quadratic setup. See, for example, Vives (1994), Gal-Or (1985, 1986), and Raith (1996). Vives (1999) surveys this literature. While the setup in these papers bears some resemblance with our one, there are several differences in the analysis, both because communication is public and hence there is no network component and because the focus is quite different (industry competition rather than organization economics).

heterogeneous benefits for other agents and characterize Lindahl outcomes as the eigenvector centrality action profiles. Golub and Lever (2010) study how eigenvector centrality of agents in a network changes when initially disconnected groups begin interacting with each other via a new bridging link. Weak intergroup links can have arbitrarily large effects on the distribution of centrality.

Hagenbach and Koessler (2008) and Galeotti, Ghiglino and Squintani (2009) also consider, as we do, strategic endogenous communication in a network game. However, their focus is on costless, non verifiable information (cheap talk) when agents may have biases as in Crawford and Sobel (1982) (see Sobel (2011) for a survey). Our set-up is different in that we focus on costly and verifiable information. The kind of issues we address are thus entirely different (and complementary).⁶

With regards to the literature on the formation of (communication) networks, Bloch and Dutta (2007) study the creation of communication networks with endogenous link strength. In their model, agents have a fixed resource, for example time, and have to decide how to allocate it to create connections with others. The benefits of a connection depends on the decisions of both agents involved in it. Furthermore, in the spirit of the connections model introduced in Jackson and Wolinsky (1996), an agent obtains benefits of indirect connections through the more reliable path connecting them with each one of the agents in the society. In their setup, both the equilibrium and the efficient networks are star-shaped, i.e., with one agent connected to all the rest of the population and all the rest connected only to this center.

Rogers (2008) analyzes another network formation game in which all agents have a limited resource available to spend building links with the rest of agents, but differs with the work of Bloch and Dutta in the structure of benefits. In Rogers (2007) the utility of an agent depends on the utility of each other agent with which he is directly connected. This recursive definition of utilities generates indirect effects that spread through indirect connections of any length. The author analyzes two games, one in which the dependency expresses that each agent gives utility to his connections, and another one in which the dependency expresses that each agent receives utility from his connections. In both cases, the Nash equilibria are characterized.

Our paper is also linked with the growing literature on games played in a network, in which players' payoffs are intimately related to the geometry of relations among them.⁷ Ballester et al. (2006) has already been cited in the introduction. Goyal and Galeotti (2008) model both the network formation process and the play of a game that depends on the network formed. The authors study a game in which payoffs depend on the, costly, information they acquire and gather from their neighbours in a network of relations. The analysis of this game in a fixed network is performed in Bramoullé and Kranton (2008), in which a set of varied possible equilibria are presented. The novelty in Goyal and Galeotti is that they allow agents to choose their connections. They show that the introduction of

⁶A point of overlap with Hagenbach and Koessler (2008) is their result that, when information is fully verifiable, agents will want to communicate all they know. This corresponds to our set-up when communication costs go to zero.

⁷We analyze an incomplete information game played in a network. However, as usual in the literature, we assume full knowledge by all players on the realized network structure. For some facts about network games with incomplete information on the network structure we refer the interested reader to Galeotti et al. (2007).

endogenous network structures induce a simpler core-periphery structure in the equilibrium formed. In particular, equilibrium networks show a core-periphery pattern in which a set of few individuals are highly connected with a high number of poorly connected agents. While their setup is different from ours, we share Goyal and Galeotti’s goal of studying a two-stage game, in which the first stage involves investment in links (in our case communication precision) and the second stage involves play on the basis of those links. Cabrales et al (2011) study a network game where network formation and productive efforts are selected simultaneously and show that there exist two stable interior Pareto-rankable equilibria. The set-up we study could have another pure-strategy equilibrium characterized by a coordination failure, but we can rule it out by assuming that an infinitesimal amount of information transmission occurs even if agents do not invest in communication at all (see the discussion of uniqueness after Theorem 1).

2 Model

Consider a set of n agents. Agent i faces a local state of the world

$$\theta_i \sim \mathcal{N}(0, 1/s_i),$$

where s_i denotes the precision of θ_i , i.e. $s_i = 1/\text{Var}(\theta_i)$. The local states of different agents are mutually independent. Agent i observes only θ_i .

All agents engage in, pairwise, communication activity.⁸ Agent i receives message y_{ij} from agent j , such that

$$y_{ij} = \theta_j + \varepsilon_{ij} + \eta_{ij},$$

where ε_{ij} and η_{ij} are two normally distributed noise terms

$$\varepsilon_{ij} \sim \mathcal{N}(0, 1/r_{ij}), \tag{1}$$

$$\eta_{ij} \sim \mathcal{N}(0, 1/p_{ij}), \tag{2}$$

and r_{ij} (resp. p_{ij}) is the precision of ε_{ij} (resp. η_{ij}). We interpret ε_{ij} as the noise associated with active communication (preparing a presentation, writing a report, hosting a visit, hosting a liaison officer) and η_{ij} as the noise associated with passive communication (listening to a presentation, reading a report, visiting a plant, appointing a liaison officer). All the noise terms are stochastically independent from each other and from the local states.

Agent i chooses how much to invest in speaking with and listening to other players. Namely, he selects:

- The precision of the active communication part of all the signals he sends: $(r_{ji})_{j \neq i}$, for which he incurs cost $k_r^2 \sum_{j \neq i} r_{ji}$, where $k_r \geq 0$ is a parameter.
- The precision of the passive communication part of all the signals he receives, $(p_{ij})_{j \neq i}$, for which he incurs cost $k_p^2 \sum_{j \neq i} p_{ij}$, where $k_p \geq 0$ is a parameter (p is mnemonics for passive)

⁸Here we assume that agents can in principle communicate with all other agents. The analysis can be extended to situations where there are exogenous barriers to communication between certain pairs of agents. See Section 3 of the Supplementary Material for an example.

Thus, communication technology and communication costs are separable, both between active and passive communication and across agents. The absence of mechanical complementarities will allow us to highlight the presence of strategic complementarities, both between active and passive communication and across agents, which we will explore in detail in Section 4.⁹

We also assume that each precision term is bounded below by a very small number ξ : $r_{ji} \geq \xi$, $p_{ij} \geq \xi$. This avoids dominated equilibria where i does not speak to j because he does not expect j to listen and viceversa.¹⁰

After observing the local state θ_i and the vector of signals $(y_{ij})_{j \neq i}$, agent i chooses an action $a_i \in (-\infty, \infty)$.

This setup contains two implicit assumptions. The first one, which was already discussed in the introduction, is that, when engaging in active communication, the agents cannot manipulate the signal they send (the report may be more or less clear but it cannot contain lies; the liaison officer cannot be bribed). The second one is that agents do not observe the communication intensities chosen by other agents directly (i.e. the agent does not see how much effort the others put into writing their reports or into reading his reports; the opportunity cost of sending/hosting a particular liaison officer is unobservable). If precisions were observable, each agent would have at his disposal a vector of noiseless continuous signals, which he could use to communicate his state perfectly.

The payoff of agent i is quadratic:

$$u_i = - \left(d_{ii} (a_i - \theta_i)^2 + \sum_{j \neq i} d_{ij} (a_i - a_j)^2 + k_r^2 \sum_{j \neq i} r_{ji} + k_p^2 \sum_{j \neq i} p_{ij} \right), \quad (3)$$

where the term d_{ii} measures the adaptation motive, i.e. the importance of tailoring i 's action to the local state, and the term d_{ij} represents the coordination motive, namely the interaction between the action taken by agent i and the action taken by agent j . For the rest of the paper we assume that the interaction terms are positive ($d_{ij} \geq 0$ for all i and all j).¹¹

For now, we study a game where agents invest in communication *before* observing their local state. Namely, the timeline is:

1. Agents simultaneously select their active and passive communication intensity vectors $(r_{ji})_{j \neq i}$ and $(p_{ij})_{j \neq i}$.
2. Agents observe their local state of the world θ_i .
3. Agents receive signals from other agents $(y_{ij})_{j \neq i}$.

⁹To keep notation simpler, we assume that the cost parameters, k_p and k_r , are the same for all agents and all pairs. A straightforward extension is to let the cost parameters depend on the identity of the agent incurring the cost or even on the identity of both sender and receiver. Theorem 1 would hold with small modifications.

¹⁰A natural question is whether in this model speaking and listening are strategic complements. The answer to this question is not straightforward at this stage and we postpone it to the discussion that follows the main result: Theorem 1 on page 12).

¹¹In our notation, whenever a variable has two agent indices, such as y_{ij} or d_{ij} , the first index denotes the agent that is “directly affected”, such as the receiver of a signal or the owner of the payoff.

4. Agents select their actions a_i .

We refer to this game as $\Gamma(\mathbf{D}, \mathbf{k}, \mathbf{s})$, where $\mathbf{D} = (d_{ij})_{i,j}$, $\mathbf{k} = (k_r, k_p)$ and $\mathbf{s} = (s_i)_i$.

One can think of a different timing, in which agents invest in communication *after* observing their local state, in which case stages 1 and 2 in the timeline above are inverted. The timing choice depends on whether one thinks of communication investment as long-term or short-term. Under this alternative timing, the investment in active and passive communication may depend on agents' local states. For the rest, the game is identical and we denote it with $\Gamma_\theta(\mathbf{D}, \mathbf{k}, \mathbf{s})$. The notation is mnemonics for the fact that communication intensities are chosen after the θ is observed. In the next section, we will discuss an equivalence result between these two versions of the game.

The two main assumptions of our model – quadratic payoffs and normal distribution of signals – are standard in the organizational economics literature inspired by team theory (Marschak and Radner 1972).¹² They are usually justified as limiting results. Quadratic payoffs can be thought as second-order local approximation of any differentiable utility function.¹³ In our case, the normal distribution of signals can be seen, with the use of the central limit theorem, as the limiting distribution in a scenario where information comes from many small and independent binary pieces of information that are transmitted satisfactorily, or otherwise are meaningless, with some probability and where the receiver averages all the pieces he receives from a sender.

3 Communication and Decisions in Equilibrium

In this section we study how agents invest in communication and make decisions in equilibrium. Before stating the formal result, it is useful to provide an informal discussion of the equilibrium structure. As mentioned in the introduction, this game has a complex array of interaction effects.

The game is solved by backward induction. In the second stage, agents know their own communication intensities and have a conjecture about other agents' intensities. On the basis of this, they use the signals they receive to choose their actions. Given the linear-quadratic structure of the game, the optimal action for agent i is given by

$$D_i a_i^*(\mathbf{y}_i) = d_{ii} \theta_i + \sum_{j \neq i} d_{ij} \mathbb{E}[a_j^* | \mathbf{y}_i] \quad (4)$$

In what follows we denote the sum of his interaction parameters for agent i with

$$D_i = \sum_{j=1}^n d_{ij},$$

and the normalized interaction parameter between i and j as

$$\omega_{ij} = \frac{d_{ij}}{D_i}.$$

¹²See Garicano and Prat (2011) for a survey.

¹³While we focus in the paper on a specific form of quadratic games, with a particular adaptation-coordination structure, our results can easily be extended to any quadratic utility function where, as below in text, the cross-effects in individual actions would determine the interaction matrix we use.

The first-order condition (4) is thus

$$a_i^*(\mathbf{y}_i) = \omega_{ii}\theta_i + \sum_{j \neq i} \omega_{ij} \mathbb{E}[a_j^* | \mathbf{y}_i] \quad (5)$$

which contains a directly observable term (θ_i) and a first-order expectation.(the other agents' actions)

Combining the first-order conditions of the form (5) generates iterated expectations. For instance, one additional round yields

$$a_i^*(\mathbf{y}_i) = \omega_{ii}\theta_i + \sum_{j \neq i} \omega_{ij} \mathbb{E} \left[\omega_{jj}\theta_j + \sum_{k \neq j} \omega_{jk} \mathbb{E}[a_k^* | \mathbf{y}_j] \mid \mathbf{y}_i \right]$$

which contains a directly observable term (θ_i), a first-order expectation on the other agents' local states, and a second-order expectation.(the other agents' actions). The good news is that expectations on other agents' local states can be represented in a linear form, for any order. For instance, the first-order expectation term of i on j 's state is

$$i \rightarrow j : \quad \omega_{ij} \mathbb{E}[\omega_{jj}\theta_j \mid \mathbf{y}_i] = \underbrace{\omega_{ij}\omega_{jj}}_{\text{second order coord. concern}} \times \underbrace{\frac{p_{ij}r_{ij}}{p_{ij}s_j + r_{ij}s_j + p_{ij}r_{ij}}}_{\text{information extraction}} \times y_{ij}$$

The information extraction ratio is the classical formula for the expected value of an unobserved normally distributed variable (the local state θ_j in this case) given an observed normally distributed signal (the signal from j to i , y_{ij}). In variance terms, it corresponds to:

$$\frac{\frac{1}{s_j}}{\frac{1}{s_j} + \frac{1}{p_{ij}} + \frac{1}{r_{ij}}}$$

The ratio is decreasing in the precision of the local state, s_j , and increasing in the precision of the signal, the sum of the speaking investment r_{ij} and the listening investment p_{ij} .

In the next round, the second-order expectation term of i on k 's state, mediated by j 's signal, is

$$\begin{aligned} i \rightarrow j \rightarrow k : \quad & \omega_{ij}\omega_{jk} \mathbb{E}[\mathbb{E}[\omega_{kk}\theta_k \mid \mathbf{y}_j] \mid \mathbf{y}_i] \\ = & \underbrace{\omega_{ij}\omega_{jk}\omega_{kk}}_{\text{third order coord. concern}} \times \underbrace{\frac{p_{ij}r_{ij}}{p_{ij}s_j + r_{ij}s_j + p_{ij}r_{ij}} \frac{p_{jk}r_{jk}}{p_{jk}s_k + r_{jk}s_k + p_{jk}r_{jk}}}_{\text{information extraction about } k} \times y_{ik} \end{aligned}$$

and so on...

In the proof of Theorem 1 we show that expectations converge and we can always find an equilibrium of the form

$$a_i^*(\mathbf{y}_i) = b_{ii}\theta_i + \sum_{j \neq i} b_{ij}y_{ij} \quad (6)$$

Furthermore the b -coefficients are unique, and they can be characterized in a relatively simple way as a function of the the communication intensities that are chosen in the first stage, the p 's and the r 's.

With these conditions in mind, we can now move to the first stage of the game, where agents make communication investments. Recall that agent i 's loss, net of communication costs, is given by

$$d_{ii}(a_i - \theta_i)^2 + \sum_{j \neq i} d_{ij}(a_i - a_j)^2 \quad (7)$$

If communication is poor, agent i suffers in two ways: his own action a_i contains an additional noise and the other agents' actions, the a_j 's, contain additional noises. By (6), we can write

$$\text{Var}(a_i^*) = b_{ii}^2 \text{Var}(\theta_i) + \sum_{j \neq i} b_{ij}^2 \text{Var}(y_{ij}),$$

which, combined with (7), implies that the marginal benefit of an investment in passive communication p_{ij} yields expected marginal benefit $D_i b_{ij}^2$ and a marginal investment in active communication r_{ji} yields $d_{ij} b_{ji}^2$. Given our assumptions on communication costs, equilibrium communication intensities must be given by

$$p_{ij} = \frac{\sqrt{D_i} b_{ij}}{k_p} \quad \text{and} \quad r_{ji} = \frac{\sqrt{d_{ij}} b_{ji}}{k_r}. \quad (8)$$

Now, as shown in the proof, we can close the analysis by plugging equilibrium intensities in the second stage decision coefficient b 's. To provide a complete characterization, we introduce one last piece of notation: for any pair of individuals i and j we define

$$h_{ij} = \begin{cases} \omega_{jj} & \text{if } i = j \\ -s_j \left(\frac{k_p}{\sqrt{D_i}} + \frac{k_r}{\sqrt{d_{ji}}} \right), & \text{otherwise.} \end{cases}$$

Then we can show (see the Appendix for a complete proof):

Theorem 1 *For any (\mathbf{D}, \mathbf{s}) , if k_r and k_p are sufficiently low, the game $\Gamma(\mathbf{D}, \mathbf{k}, \mathbf{s})$ has an equilibrium where:*

(i) *Decisions are given by*

$$\mathbf{b}_{\cdot j} = (\mathbf{I} - \mathbf{\Omega})^{-1} \cdot \mathbf{h}_{\cdot j} \quad \text{for all } j;$$

(ii) *Active communication is*

$$r_{ij} = \frac{\sqrt{d_{ji}} b_{ij}}{k_r} \quad \text{for all } i \neq j;$$

(iii) *Passive communication is*

$$p_{ij} = \frac{\sqrt{D_i} b_{ij}}{k_p} \quad \text{for all } i \neq j$$

The theorem offers a simple equilibrium characterization. Conditions (ii) and (iii) correspond to (8) and express each communication intensity as a linear function of just one decision coefficient. It requires that k_r and k_p are sufficiently low. If this condition fails, the lower-bound constraint on communication intensities may be violated. In that case, the equilibrium involves corner solutions, whereby some or all of the p 's and r 's are equal to the minimal value ξ . This possibility is explored in section 5 of the Supplementary Material. However, for any (\mathbf{D}, \mathbf{s}) , there always exist values of k_p and k_r that are sufficiently low to guarantee an interior solution.

Condition (ij,) is based on a characterization of \mathbf{b} that is particularly tractable because: (a) It does not depend on communication intensities (it only depends on primitives); (b) It can be split into n systems of equations, one for each agent; (c) It is linear; (d) It uses a coefficient matrix that is the same for all n agents.

While system (i) does not contain r and p , one should not think that it captures only decision considerations. As the presence of communication parameters k_r and k_p indicates, (i) also embodies communication considerations. Specifically, each subsystem in condition (i) determines all the coefficients $(b_{ij})_{i=1,\dots,n}$ that relate to decisions taken by the n agents with respect to information originating from a certain agent j : namely, the signal y_{ij} if $i \neq j$ and the local state θ_j if $i = j$.

The matrix $(\mathbf{I} - \mathbf{\Omega})^{-1}$ admits a simple interpretation. Since $\mathbf{\Omega}$ is, by definition, a contraction we can write

$$(\mathbf{I} - \mathbf{\Omega})^{-1} = \mathbf{I} + \mathbf{\Omega} + \mathbf{\Omega}^2 + \mathbf{\Omega}^3 + \dots = \sum_{l \geq 0} \mathbf{\Omega}^l$$

The entry ω_{ij} of $\mathbf{\Omega}^l$ is the sum of all products of normalized coordination concerns of all possible chains comprising exactly l connected agents that start with agent i and finish with agent j . Hence, the entry ϑ_{ij} of $(\mathbf{I} - \mathbf{\Omega})^{-1}$ is based on all product chains from i to j , comprising any number of agents. The ϑ -terms are always positive and they measure the strength of direct and indirect coordination concerns between two agents. The matrix $(\mathbf{I} - \mathbf{\Omega})^{-1}$ is the same for all subsystems because the propagation of interaction effects across agents goes through the same payoff matrix: a change in any part of j 's decision function affects i through coefficient d_{ij} .

With this notation, the theorem says that the influence of agent j over agent i is determined as follows:

$$b_{ij} = \sum_{m=1}^n \vartheta_{im} h_{mj} = \vartheta_{ij} \omega_{jj} - s_j \sum_{m \neq j} \vartheta_{im} \left(\frac{k_p}{\sqrt{D_m}} + \frac{k_r}{\sqrt{d_{jm}}} \right).$$

The influence coefficient b_{ij} has a positive term and $n - 1$ negative terms. The positive term is larger when $\omega_{jj} = d_{jj}/D_j$ is large, namely, when the sending agent's adaptation concern is large compared to his coordination concerns. That shows a natural effect: if j 's adaptation concern is strong, his action is going to be close to his local, private, information; knowing this, agent i reacts by increasing his weight in the message he receives from j , and this reaction is stronger the more he cares to coordinate (directly, or because other individuals he cares about want to coordinate with j) with j – as captured by ϑ_{ij} .

Each negative term of the form $\vartheta_{im} h_{mj}$ dampens the influence of j over i and relates to three factors: the predictability of j 's environment (s_j), i 's desire to coordinate with m

(ϑ_{im}) , the cost of communication relative to the desire for coordination $(\frac{k_p}{\sqrt{D_m}} + \frac{k_r}{\sqrt{d_{jm}}})$, which will be discussed at length in the next section.

Regarding (ii) and (iii), there is an asymmetry between the two expressions: investment in active communication depends on one interaction parameter (d_{ji}) while investment in passive communication depends on the sum of all parameters (D_i). This asymmetry reflects a difference in the individual benefit of learning from others and the individual benefit of informing others. This strategic asymmetry between listening and speaking will be discussed at length in section 4.2.

When communication cost vanishes ($k_p \rightarrow 0, k_r \rightarrow 0$), the Theorem predicts that all communication precisions grow unboundedly. The vector of actions tends to a simple limit:

$$\mathbf{a}^* = (\mathbf{I} - \mathbf{\Omega})^{-1} \begin{pmatrix} \omega_{11}\theta_1 \\ \vdots \\ \omega_{nn}\theta_n \end{pmatrix},$$

The robustness of the result can be probed in a number of directions. First, we can ask what happens if, instead of assuming that communication investments are made before learning the local states, we assume the opposite. Recall that we defined $\Gamma_\theta(\mathbf{D}, \mathbf{k}, \mathbf{s})$ as a game that is identical to $\Gamma(\mathbf{D}, \mathbf{k}, \mathbf{s})$ except that the order of the first two stages is reversed. In Γ_θ , agents invest after they observe their θ . In general we would expect the set of equilibria to be different because the incentive of agents to invest in active and passive communication may depend on the value of their local states. This in turn could create a signaling issue. However, we can prove that Game $\Gamma_\theta(\mathbf{D}, \mathbf{k}, \mathbf{s})$ has a perfect Bayesian equilibrium that corresponds to the pure-strategy equilibrium of $\Gamma(\mathbf{D}, \mathbf{k}, \mathbf{s})$. The intuition for this result has to do with the assumption that payoff functions are quadratic. The choice of a_i does of course depend on the value of θ_i . However, the marginal benefit of additional information is the same whether the agent knows the actual value his local state, as in Γ_θ , or only its expected value, as in Γ . Strange signaling outcomes are also prevented by use of a probability distribution with a full-support. This result is stated and proven in section 1 of the Supplementary Material.

Second, is the equilibrium in theorem 1 unique? First, the assumption that communication intensities are bounded below by ξ rather than zero prevents the existence of equilibria based on pure mis-coordination. Second, there could be non-linear equilibria. In the equilibrium that we describe the actions of agents are linear functions of the signals they receive. Within this class, it is immediate to see that our equilibrium is unique. This is a common assumption in the literature that uses the normal-quadratic approach, but, while there are no known counterexamples, it is not obvious to show that only linear equilibria are possible (e.g. Angeletos and Pavan (2009), Dewan and Myatt (2008)). While we cannot prove uniqueness in our game, we can prove uniqueness in a sequence of games whose limit is the game under consideration. In section 2 of the Supplementary Material we consider a truncated version of our game, where agents' action are bounded below and above. We show that this game has a unique equilibrium and that such equilibrium tends to ours as the bound goes to infinity.

Third, one may also think that in reality communication can only occur between certain nodes. Namely, information transmissions is impossible on certain edges of the graphs. Our

equilibrium characterization can be modified to accommodate this additional constraint (section 3 of the Supplementary Material).

Also note that a characterization similar to theorem 1 obtains even under different assumptions on the structure of communication costs. For instance, rather than having pairwise communication, we could imagine that the agents “broadcast” their signals. Thus, each agent sustains the cost of active communication only once. This possibility is explored in section 4 of the Supplementary Material section.

4 Complementarities in Communication and Influence

As it became apparent in the equilibrium characterization result, there are strategic complementarities between active communication, passive communication and decision-making, which arise in models with three or more agents. This section builds on Theorem 1 to explore two aspects of these complementarities. It first studies indirect effects of the interaction parameters on communication and decisions, namely what happens to b_{ij} , r_{ij} , and p_{ij} when d_{ij} stays constant but other interaction parameters change. As we shall see, there are subtle non-monotonic effects. The second part of the section focuses on inefficiencies arising from the complementarity between communication and decision-making. In particular, we will see that, when there are three or more agents, underinvestment in active communication is particularly acute and we will argue that in real organizations, this form of inefficiency is contrasted by management practices that encourage active communication.

4.1 Indirect Effects

It is easy to check that, if there are only two players, comparative statics is relatively straightforward: an increase in the strength of the interaction parameters d_{12} and d_{21} leads to more investment in communication between the agents. This confirms previous results based on the presence of two agents only (Dewatripont and Tirole 2005, Dessein and Santos 2006).

However, as we mentioned earlier, how Alice influences Bob does not only depend on the direct interaction between Alice and Bob, but potentially on all other interactions. The analysis of indirect effects is less straightforward.

The following example – which provides a link to the sociology of labor – is the simplest way to illustrate the kind of non-monotonic effects that can arise. Consider three agents with the following interaction matrix

$$D = \begin{bmatrix} d & q & \frac{1}{q} \\ q & d & \frac{1}{q} \\ 1 & 1 & d \end{bmatrix} \text{ with } q \geq 1$$

When $q = 1$, the three agents are symmetric. As q increases, a “clique” – to borrow a term used by labor sociologists (Dalton 1959) – forms between the first two agents with the exclusion of the third, the “outsider”.

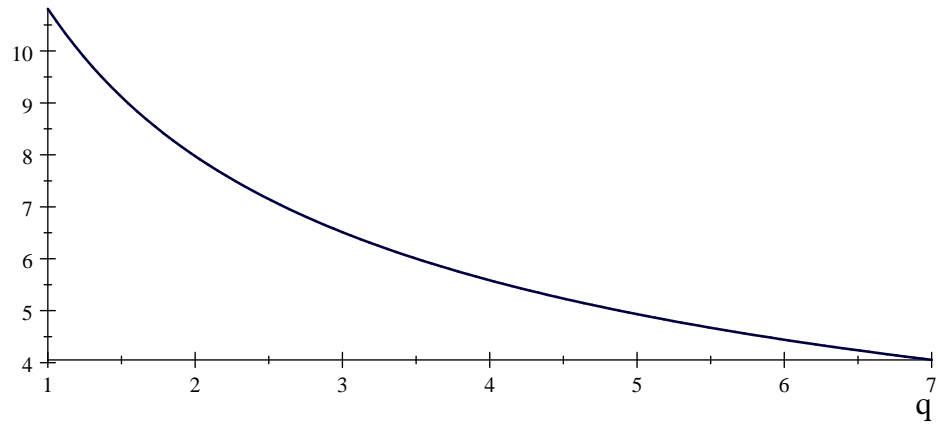
What happens when the the exogenous link between agents 1 and 2 becomes stronger? As 1 and 2 care less about the outsider, there is a reduction in both communication and influence by the outsider. The effect on communication and influence in the other direction

is instead non-monotonic. First, there is a *clique insularity effect*: 1 and 2 care less about the outsider, and hence they invest less in talking to him: active communication variables r_{13} and r_{23} decrease (figure 1a). Second, the outsider is affected by the *clique reinforcement effect*. As 1 and 2 communicate and coordinate more with each other, their mutual influence increases. The outsider realizes that 1 and 2's local states affect each other's actions and he becomes even more eager to learn them. He invests more in passive communication, at least for low values of q (figure 1b). When q is sufficiently high, the insularity effect must dominate. As 1 and 2 talk less and less to the outsider, the outsider begins to invest less in listening. Therefore, the overall pattern of influence is monotonic (figure 1c).¹⁴

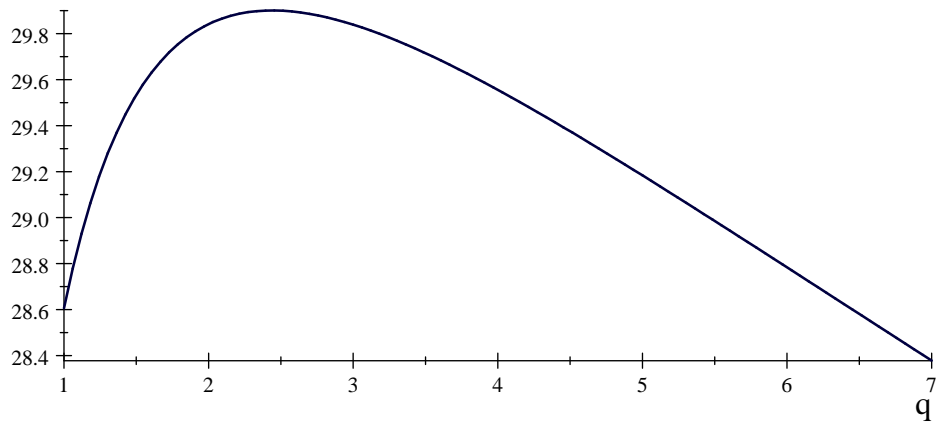
It is also interesting to note that the ratio between active and passive communication is decreasing in q throughout, confirming that the presence of a stronger exogenous tie between 1 and 2 causes an increasing imbalance between the desire of outsiders to obtain information and the willingness of 1 and 2 to provide it.¹⁵

¹⁴The plot uses the following parameters: $d = 5$, $s_1 = s_2 = s_3$, $k_p = k_r = 0.01$.

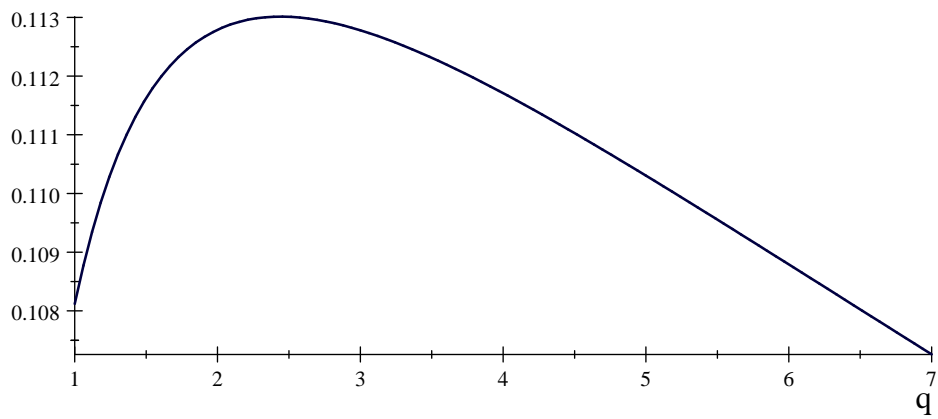
¹⁵Cliques can damage the agents that are excluded from them. Section 3 of the Supplementary Material presents a three-agent example where a player is better off if communication between the other two players is prohibited



1a: Active Communication by Agents 1 and 2 (r_{13}/r_{23})



1b: Passive Communication by Agent 3 (p_{13}/p_{23})



1c: Influence of Agents 1 and 2 on Agent 3 (b_{13}/b_{23})

4.2 Underinvestment

The presence of complementarities among agents is likely to lead to inefficiently low investment in communication. To verify this claim, we must first define the “efficient” benchmark, and there are two candidates. One can compare the equilibrium outcome to the outcome that would arise if communication intensities were chosen by a planner, while decision functions were still be delegated to agents. Or one can use as a benchmark the case where the planner is also responsible for choosing decision functions. Here, we analyze the first case, as we are particularly interested in inefficiencies that derive from underinvestment in communication.

Reconsider our baseline game $\Gamma(\mathbf{D}, \mathbf{k}, \mathbf{s})$. Keep the same payoff functions u_i defined in (3), but now assume that each agent i solves

$$\max_{\{b_{ij}^*\}_{j=1}^n} E[u_i]$$

while a planner solves

$$\max_{\{p_{ij}^*\}_{i,j}, \{r_{ij}^*\}_{i,j}} \sum_{i=1}^n E[u_i]$$

The planner moves first, but – as in the rest of the paper – we assume that agents do not observe communication investments directly.¹⁶ Call this new game $\Gamma^*(\mathbf{D}, \mathbf{k}, \mathbf{s})$.

We can offer an equilibrium characterization that mirrors the one of Theorem 1:

Proposition 2 *The decision network and communication network that arise in equilibrium are given by:*

$$\begin{aligned} \mathbf{b}_{\cdot j}^* &= (\mathbf{I} - \boldsymbol{\Omega})^{-1} \cdot \mathbf{h}_{\cdot j}^* \quad \text{for all } j \\ r_{ij}^* &= \sqrt{\sum_{k=1}^n d_{ik} + \sum_{k \neq i}^n d_{ki} \frac{b_{ij}^*}{k_r}} \quad \text{for all } i \neq j \\ p_{ij}^* &= \sqrt{\sum_{k=1}^n d_{ik} + \sum_{k \neq i}^n d_{ki} \frac{b_{ij}^*}{k_p}} \quad \text{for all } i \neq j \end{aligned}$$

with

$$h_{ij}^* = \begin{cases} \omega_{jj} & \text{if } i = j \\ -s_j \frac{k_p + k_r}{\sqrt{D_i + \sum_{k \neq j}^n d_{kj}}} & \text{otherwise} \end{cases}$$

Communication creates positive externalities that players do not internalize in the non-cooperative game. Comparing Proposition 2 with Theorem 1, we see that there are two

¹⁶In another conceivable version of the planner’s problem communication investments could be publicly observable. This will generate an additional discrepancy between the baseline game and the planner’s problem.

channels that generate inefficiency. first, for any given vector of decision coefficients \mathbf{b} , communication intensity vectors $\hat{\mathbf{r}}$ and $\hat{\mathbf{p}}$ are larger in the planner's solution, namely, for any given pattern of influence, agents under-invest in communication. Second, the h_{ji}^* are smaller in the planner's solution, meaning that there is an additional feedback effect that goes through influence. In the planner's solution, agents expect communication intensities to be higher and hence they are more influenced by signals they receive. As both effects go in the same directions, this proves the following:

Proposition 3 *In the equilibrium of $\Gamma^*(\mathbf{D}, \mathbf{k}, \mathbf{s})$ all the decision coefficients and communication intensities are larger than in the equilibrium of $\Gamma(\mathbf{D}, \mathbf{k}, \mathbf{s})$.*

Now that we know that communication investment is too low, we can ask whether underinvestment is more of a problem for active or for passive communication. Namely, for any directed link between two agents, is the ratio r_{ij}/p_{ij} higher in the baseline case or when the planner chooses communication intensities? From Proposition 2 and Theorem 1, we see that:

Proposition 4 *In the planner's solution the active/passive ratio ratio depends only on relative cost*

$$\frac{r_{ij}}{p_{ij}} = \frac{k_p}{k_r}.$$

Instead, in the non-cooperative solution the ratio is

$$\frac{r_{ij}}{p_{ij}} = \frac{k_p}{k_r} \sqrt{\frac{d_{ji}}{D_i}}$$

In general, we should expect $D_i > d_{ji}$.¹⁷ For instance, if the problem is symmetric ($d_{ij} = \bar{d}Q$ for all $i \neq j$ and $d_{ii} = (1 - (n - 1)\bar{d})Q$), we have

$$\gamma_{ij} = \bar{d} \quad \text{for all } i \neq j.$$

Consider the case in which active and passive communication are equally costly, i.e. $k_p = k_r$. As $\bar{d} < \frac{1}{n-1}$, this means that the ratio between active and passive communication is bounded above by $\frac{1}{n-1}$, implying that: (i) it is smaller than 1; (ii) it becomes lower as n increases. The only case where passive communication does not have an intrinsic advantage is when there are only two agents. Conversely, as the number of agents increases, the ratio tends to zero.

As we mentioned after Theorem 1, there is strategic asymmetry between active and passive communication, which favors passive communication. We will now offer a more precise intuition for this result. consider two agents, i and j , and focus on communication

¹⁷Only in the case that agent i is particularly prominent and the interaction coefficient d_{ji} for another agent j is larger than the sum of interaction coefficients D_i that affect agent i , active communication can be relatively more intensive than passive communication.

from j to i , both i listening (p_{ij}) and j speaking (r_{ij}). The payoffs of the two agents, net of communication costs, are given by

$$\begin{aligned} u_i &= -d_{ii} (a_i - \theta_i)^2 - \sum_{k \neq i} d_{ik} (a_i - a_k)^2 \\ u_j &= -d_{jj} (a_j - \theta_j)^2 - \sum_{k \neq j} d_{jk} (a_j - a_k)^2 \end{aligned}$$

The signal that i receives from j , y_{ij} , affects i 's action. As our equilibrium is linear,

$$\frac{da_{ij}}{dy_{ij}} = b_{ij}.$$

An increase in the precision of the signal y_{ij} increases the precision of the action a_{ij} , which in turn is beneficial to our risk-averse agents because it eliminates unnecessary noise in the decision. However, the expressions for u_i and u_j show that this effect is asymmetric. For the receiver i , the effect is quite direct as it involves his action a_i directly, and it affects all the terms of his payoff:

$$\frac{du_j}{dy_{ij}} = D_i b_{ij}.$$

Instead, for the sender j the effect is less direct as it does not involve his action a_j directly but just the receiver's action:

$$\frac{du_i}{dy_{ij}} = d_{ji} b_{ij}.$$

The asymmetry captures the idea that passive communication has a more immediate use than active communication because the receiver can control the action directly, while the sender must rely on the receiver's decision.

Our results imply that organizations – and in particular firms – should look for direct and indirect ways to incentivize communication, and in particular active communication. Indeed, companies often boast about their culture of internal communication. Many management methods introduce protocols that require workers to set aside time to communicating with other agents. A case in point is Quality Function Deployment (QFD), a quality management method that originated in Japan and is now widely used across the world (Akao 1990). There is direct evidence that QFD operates by increasing communication intensity beyond hierarchical lines (Griffin and Hauser 1992). Another example of a structured way to encourage communication is provided by the use of “quality circles” in Total Quality Management (TQM).

It is interesting to note that management methods such as the above cited QFD place a great emphasis on giving a voice to all team members, encouraging them to communicate their information independent of their hierarchical position. In our set-up, this can be seen as an attempt to reduce the cost of active communication, which, as we have just seen, would be particularly useful to the company, especially if it is a large one.

Ichniowski and Shaw's (1997) influential study of the effect of the adoption of human resources management (HRM) practices finds a positive effect of setting up meetings between managers and workers. Ichniowski et al (2005) considers in particular the role of communication and show that the successful adoption of innovative (and performance-enhancing)

HRM practices requires investing in workers’ connective capital. The latter, however, comes at a cost: “these investments in connective capital can be costly – involving higher training, screening, and information sharing costs, and potentially higher wages.” Thus it appears that moving towards the planner’s solution requires the organization to invest in a set of tools and practices that encourage employees to communicate.

The result that underinvestment in active communication is more severe than underinvestment in passive communication depends on our assumption that communication has a pairwise nature. In our set-up, there are no economies of scale in sending signals to multiple agents or receiving signals from multiple agents. Phone calls and site visits are good examples of pairwise costs. However, other communication modes display economies of scale on the active side. The cost of sending an email or updating a website is almost independent from the number of recipients or readers. However such economies of scale are mostly absent on the passive side. As one expects, this would re-adjust the balance between active and passive communication.¹⁸ This observation does not invalidate the result that there is a tendency to underinvest in active communication; it just implies that the tendency can be offset by strong economies of scale in active, but not passive, communication.

5 How Influential Is an Agent?

In this section, we use the characterization in Theorem 1 to measure the overall influence of agents on their peers. Influence has so far only been discussed in bilateral terms: how much does agent i influences agent j ? We now ask how influential an agent is with respect to all other agents. The *global influence* of agent i will capture the marginal effect of a change in i ’s local state on the other agents. The assumption that local states are independent guarantees that influence is purely due to communication and coordination, and not to spurious correlation between actions due to correlation between states.

The global influence of agent i , that we denote by \mathcal{I}_i , is

$$\mathcal{I}_i = \sum_{j=1}^n b_{ji} \quad k = 1, \dots, n$$

In words, the global influence of agent i corresponds to the sum of the expected effects of a change on the agent’s local state on all actions (including the agent’s own action). The average action of the group conditional on the values of $\vec{\theta} = (\theta_1, \dots, \theta_n)$ is equal to¹⁹

$$\mathbb{E}_{\vec{\theta}} \left[\frac{1}{n} \sum_i \sum_{j=1}^n b_{ji} y_{ji} \right] = \frac{1}{n} \sum_i \sum_{j=1}^n b_{ji} \theta_i = \frac{1}{n} \sum_i \mathcal{I}_i \theta_i$$

Our notion of influence is an equilibrium concept. It depends on the communication investment and decision strategy that the players in our game choose. In this section we will first show that our game-theoretic notion is linked to an widespread axiomatic measure of

¹⁸In section 4 of the Supplementary Material, we modify the baseline model to allow for economies of scale on the active communication side and we show that the ratio between active and passive communication is approximately one.

¹⁹We define $y_{ii} = \theta_i$ for all i .

centrality: eigenvector centrality. We then illustrate, through an example inspired by Dalton (1959), how this correspondence can be used to understand and measure organizational phenomena.

5.1 Eigenvector Centrality

As mentioned in the Introduction, eigenvector centrality displays properties that are unique among centrality measures (Palacios-Huerta and Volij 2004) and has been applied successfully in search engines and citation indices. To the best of our knowledge, there exists no game-theoretic microfoundation of eigenvector centrality.

Let us now provide a formal definition (in the remarks to Theorem 5 we will discuss how eigenvector centrality relates to other centrality measures). Given a network described by an n -square adjacency matrix G , let \tilde{G} be the normalized version of the matrix, where all the g_{ii} 's are set to zero and every element \tilde{g}_{ij} is defined as

$$\tilde{g}_{ij} = \frac{g_{ij}}{\sum_{k \neq i} g_{ik}}$$

The eigenvector centrality index is defined as the smallest left eigenvector of matrix \tilde{G} , namely the smallest strictly positive vector ι that solves

$$\iota = \tilde{G}' \iota \tag{9}$$

Since \tilde{G} is by definition a stochastic matrix its largest eigenvalue is equal to 1, and therefore 1 is also the largest eigenvalue of \tilde{G}' . The Perron-Frobenius Theorem ensures then that there exists a non-negative eigenvector of \tilde{G}' associated to this eigenvalue. The eigenvector centrality vector is just a normalization of this vector. Note that the vector can always be normalized so that its elements sum up to one. From now on, we always use this normalization.

One way of understanding this definition is to see \tilde{G} as a Markov transition matrix and ι as its ergodic state. Imagine an object that bounces probabilistically from one node to the other according to \tilde{G} : the value of ι_i denotes the percentage of time that the object spends on average in node i .

Another way of understanding eigenvector centrality is to think of the ‘‘importance’’ of node i as defined by a weighted sum of the other nodes’ ‘‘importances,’’ where the weights are given by the g 's, namely

$$\iota_i = \sum_{j \neq i} \tilde{g}_{ji} \iota_j$$

In other words, node i ‘‘receives’’ a percentage \tilde{g}_{ji} of the importance of node j . If we repeat this exercise for all nodes, we obtain the system (9). Thus, the vector ι is the fixed-point of this importance-distribution procedure.

To connect eigenvector centrality to our game, fix D , s , k_r and k_p , and define the payoff function:

$$u_i = - \left(d_{ii} (a_i - \theta_i)^2 + \frac{1}{t} \sum_{j \neq i} d_{ij} (a_i - a_j)^2 + t^\lambda k_r^2 \sum_{j \neq i} r_{ji} + t^\lambda k_p^2 \sum_{j \neq i} p_{ij} \right),$$

where $t \in (0, \infty)$ and $\lambda > 1$.

For every value of the parameter t we have a well-defined instance of our game, which, with a slight abuse of notation, we can call $\Gamma(D, s, k_r, k_p, t)$. A decrease in t has two effects: it reduces the relative importance of adaptation over coordination, and it reduces the cost of communication (even faster as λ is larger than one).

For every (D, s, k_r, k_p) , we have a definition of:

- **Global influence.** For every $t > 0$, Theorem 1 provides to a unique characterization of the equilibrium in communication and decisions, which in turn results in a unique vector of global influences. We let $\mathcal{I}_i(t)$ denote the global influence of agent i when the parameter has value t .
- **Eigenvector centrality.** Let \tilde{G} be the matrix with entries $\gamma_{ii} = 0$ for all i , and $\gamma_{ij} = \frac{d_{ij}}{\sum_{k \neq i} d_{ik}}$. Based on the discussion above, the eigenvector index of agent i is ι_i , defined as the i -th component of the vector that solves:

$$\iota = \tilde{G}' \iota$$

and that satisfies $\sum_j \iota_j = 1$. Note that this definition only makes use of the interaction matrix D , not of s , k_r , and k_p .

The two notions are related by the following:

Theorem 5 *As $t \rightarrow 0$, the relative global influence of agents converges to the ratio of eigenvector centrality indices weighted by an adaptation vs coordination ratio. Namely, for any i and j ,*

$$\lim_{t \rightarrow 0} \frac{\mathcal{I}_i(t)}{\mathcal{I}_j(t)} = \frac{\iota_i \frac{d_{ii}}{D_{-i}}}{\iota_j \frac{d_{jj}}{D_{-j}}}$$

In particular, if $d_{ii} = d_{jj}$ and $D_{-i} = D_{-j}$ for all $i, j \in N$, then we obtain that

$$\lim_{t \rightarrow 0} \frac{\mathcal{I}_i(t)}{\mathcal{I}_j(t)} = \frac{\iota_i}{\iota_j}$$

Theorem 5 builds on two intermediate results. First, we show (Step 1 of the proof, see appendix) that the global influence of an agent $\mathcal{I}_i(t)$ can be written as weighted sum of the Bonacich centrality indices of all the agents, where the weight on agent i is positive and the weights on all the other agents are negative. Bonacich centrality is based on counting the number of paths (with appropriately weights) that reach a certain node.²⁰ In our case the weight of a path is the product of all the d_{ij} of the links that form the path. A node is more central if the weighted sum of paths is larger. This first step is inspired by Ballester, Calvo-Armengol and Zenou's (2006) result on network games with linear-quadratic utilities, but extends the framework to asymmetric information and endogenous communication.

²⁰See Jackson (2010, Chapter 2) for a discussion of Bonacich centrality and eigenvector centrality and for more bibliographical references. Confusingly, Bonacich worked on both measures and his name is associated with both. We follow the convention, adopted by most economists, of calling Bonacich centrality the measure used by Ballester, Calvo-Armengol and Zenou's (2006).

Furthermore, we show that when communication costs go down, all the negative terms in the weighted sum of the Bonacich centrality indices vanish and $\mathcal{I}_i(t)$ tends to the Bonacich centrality of agent i . This is intuitive because when communication becomes costless our model converges to Ballester, Calvo-Armengol and Zenou's (2006) complete information set-up.

Second, we show that, when the relative importance of the adaptation terms d_{ii} 's goes to zero, the ratio between the Bonacich centralities of two agents tends to the ratio of the eigenvector centralities of those two agents (multiplied by $\frac{d_{ii}D_{-j}}{D_{-i}d_{jj}}$). The underlying idea is that the difference between Bonacich centrality and eigenvector centrality is that the former puts some exogenous baseline centrality on each agent. In our case, it is proportional to their adaptation coefficient d_{ii} . As we let the relative importance of adaptation go to zero, Bonacich centrality tends to eigenvector centrality. This intermediate result is closely related to Bonacich (1991), which establishes an asymptotic connection between Bonacich centrality and eigenvector centrality. Bonacich's result is extended by Golub and Lever (2010, Theorem 3), which provides general conditions under which Bonacich centrality converges to eigenvector centrality.

The proof, reported in the appendix, consists of five steps. The first step shows that global influence of an agent $\mathcal{I}_i(t)$ can be written as weighted sum of the Bonacich centrality indices. The second step – the most technically demanding – shows that $\lim_{t \rightarrow 0} \mathcal{I}_i(t)$ exists and it is different from zero: there is thus a discontinuity at zero (more about that below). Third, we show the actual statement of the theorem. Finally, we check that the non-negativity constraints on r and p , which we abstract from in the rest of the proof, are actually satisfied in the limit, thanks to the fact that the communication cost tends to zero fast.

Note that the precision of agent i 's state, s_i , does not appear in Theorem 5. This is because \mathcal{I}_i measures a marginal effect. Of course, the average influence of an agent on other agents will be greater if the precision s_i is lower.

Remark 6 *When $t = 0$, $\mathcal{I}_i(t)$ is not well-defined. When $t = 0$ Theorem 1 does not apply for two reasons. First, if all adaptation terms d_{ii} 's are zero, the matrix $(\mathbf{I} - \mathbf{\Omega})$ is singular and b 's are not well-defined, which captures the fact that agents who care only about coordination can achieve their goals by agreeing to select all the same arbitrary action independent of the realization of local states. Second, if k_r and k_p are zero, the expressions in (ii) and (iii) of Theorem 1 are not well defined, because the agents would choose infinite precisions.*

Theorem 5 can be understood as an approximation result. When agents are much more interested in coordinating with other agents than adapting to their own state, relative influence can be approximated by a weighted version of the eigenvector centrality index. To illustrate this point, consider the following numerical example. Suppose that $s_1 = s_2 = s_3 = s_4$, and that the interaction matrix is given by:

$$D = \begin{bmatrix} q & 1 & 2 & 4 \\ 1 & q & 2 & 4 \\ 1 & 2 & q & 4 \\ 1 & 2 & 4 & q \end{bmatrix}$$

As this example satisfies the condition that d_{ii} and D_{-i} are constant across agents, we can use the simplified version of Theorem 1. Also suppose that $k_r = k_p = 0.001q^2$. For every positive value of q , one can use Theorem 1 to compute the communication-based global influence of each agent. The relative influence is depicted in Figure 2 below as $\mathcal{I}_i / (\mathcal{I}_1 + \mathcal{I}_2 + \mathcal{I}_3 + \mathcal{I}_4)$.

The eigenvector centrality indices can be easily computed from D :

$$\iota_1 = 0.125, \iota_2 = 0.208, \iota_3 = 0.303, \iota_4 = 0.363.$$

Figure 2 compares the eigenvector indices and the global influences for positive values of q . As Theorem 5 predicts, when q tends to zero, the relative global influences tend to the eigenvector indices. One can also see that the eigenvector centrality index is a good approximation even for relatively large values of q , in fact values that are larger than any of the other interaction parameters, like $q > 1$.²¹

²¹It is interesting to note that other simple graph-theoretic measures would not perform as well. Take for instance one of the simplest measures of the value of a node, the (relative) *in-degree*, namely the sum of the strength of interactions from other agents toward a particular agent (divided by the total strength of interaction over the graph):

$$ID_i = \frac{\sum_j d_{ij}}{\sum_{i,j} d_{ij}}$$

The result would be

$$ID_1 = 0.107; ID_2 = 0.178; ID_3 = 0.285; ID_4 = 0.428,$$

which is a much worse approximation for all values of q on the range.

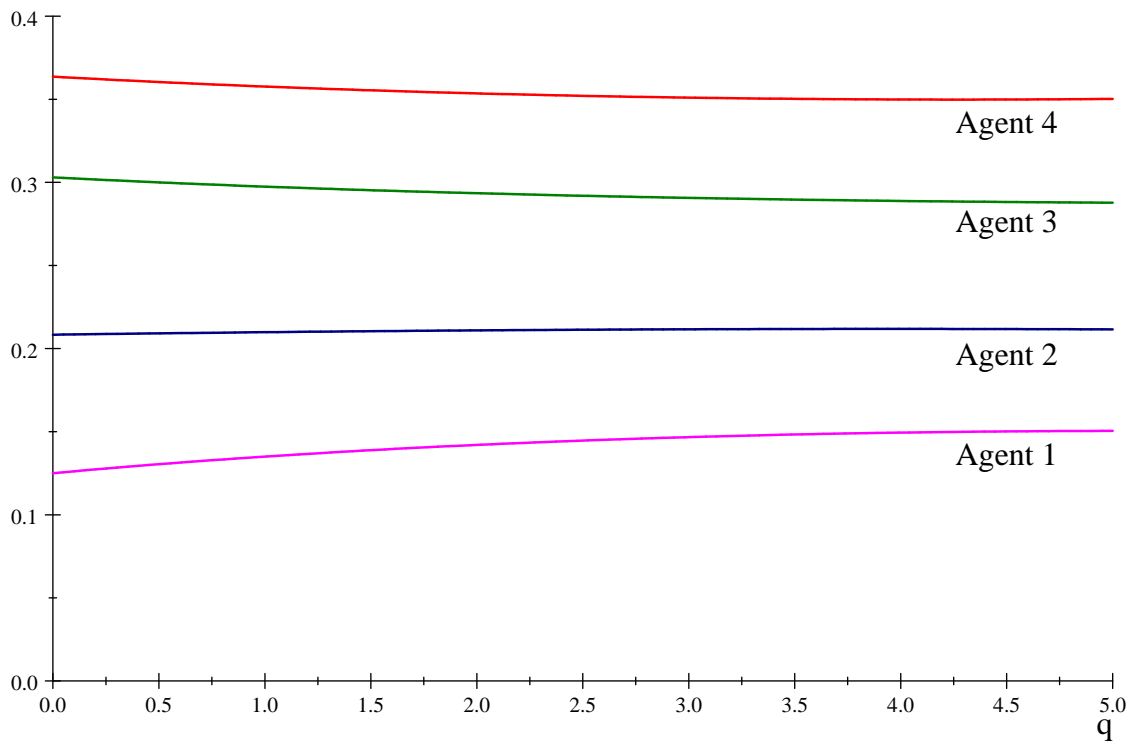


Figure 2: Global Influence

5.2 Influence in Hierarchical Structure

Because of its extreme tractability, the eigenvector centrality allows us to obtain simple predictions on which agents will be more influential. Instead of trying to characterize the comparative statics of the whole game, we can focus our attention on the eigenvector centrality indices, which are computed on coordination parameters $(d_{ij})_{i \neq j}$ only. Of course, as proven in Theorem 5, these predictions are only approximately correct and the validity of the approximation depends on how strong the coordination motive is vis a vis the adaptation motive.

The range of applications is virtually boundless. One natural question, which we can use to illustrate the scope of the theorem, has to do with influence in hierarchies. According to Weber (1946), efficient bureaucracies take the form of hierarchies where influence emanates necessarily from the top. Dalton (1959) famously showed that the Weberian view was at odds with extensive evidence from a US chemical plant. Top managers appeared to be less influential than mid-managers. The latter formed “cliques” with workers and exerted the actual control on production: these arrangements were often motivated by personal goals, but they also helped make the firm run smoothly. While these issues are complex and deserve a more systematic treatment, our set-up yields a simple benchmark result on

when we should expect middle managers to be more influential than top managers. We first show that hierarchies show an intrinsic bias toward making top agents in higher tiers more influential. We then give an example of what has to happen in order for this bias to be overcome.

Hierarchical structures can be represented as a subclass of our games. Consider a set of agents grouped into K levels. At level 0, there is one agent. An agent at level k has $s \geq 2$ subordinates at level $k - 1$. Every agent reports to exactly one superior. The agents at level K have no subordinates. If i is a subordinate of j , then we assume that $d_{ij} = 1$ (a normalization) and $d_{ji} = a$.²² We call the problem we have just defined a *regular hierarchy* – because it looks the same at every level, except the top and the bottom.

Dalton’s non-monotonic influence cannot occur in a regular hierarchy:²³

Proposition 7 *For any $s \geq 2$ and any $2 \leq k \leq K - 1$, the ratio between the influence of an agent and his superior is*

$$\frac{I_{k+1}}{I_k} = a.$$

In a regular hierarchy Dalton’s anomaly cannot arise: global influence is monotonic in the agent’s level – increasing if $a > 1$ and decreasing if $a < 1$. Given that superiors have many subordinates, but subordinates have only one superior, the natural assumption is that $a < 1$. In fact, one might assume that an agent cares as much about his superior as the set of his subordinates: $as = 1$. In that case, the influence ratio is the reciprocal of the span:

$$I_{k+1} = \frac{1}{s} I_k.$$

What is the intuition for this result in terms of our non-cooperative communication and influence game? In equilibrium, agents invest in communication mostly along hierarchical lines. Agents will also invest in communicating laterally and skipping levels (e.g. to coordinate with his superior’s action, an agent wants to know his superior’s superior’s state). However, these investments are much lower. Hence, influence too follows hierarchical lines: the local state of a superior affects her subordinates’ decisions and the local states of inferiors affect their superior’s action. However, one superior affects many subordinates while one subordinate only affects one superior. This multiplier effect determines monotonicity in influence.

To find a situation à la Dalton where influence is non-monotonic, we abandon the assumption that the hierarchy is regular. For instance, we can assume that interaction terms

²²For any other two agents, we assume $d_{ij} = 0$. For a generic game, the presence of zero interaction coefficients could lead to binding non-negativity constraints. However, in the asymptotic case under consideration, the cost of communication becomes a negligible fraction of the coordination gains. As we show in the proof of Theorem 5, nonnegativity constraints are not binding in the limit.

²³This ratio does not apply at the top and at the bottom. At the bottom, monotonicity holds a fortiori. At the top, there is a potential problem because the agent at level 0 interacts with only s agents and hence he is at a disadvantage. For the top two levels,

$$\frac{I_1}{I_0} = a + \frac{1}{s}$$

The assumption that an agent cares equally about his superior and the set of his subordinates ($as = 1$) guarantees monotonicity at the top.

are stronger at lower levels than at higher levels. Suppose that $K = 3$ and $s = 2$. First, consider a regular hierarchy where $d_{ij} = 1$ and $d_{ji} = \frac{1}{2}$ for all superior-subordinate pairs. The proposition above is confirmed: the eigenvector centrality indices increase monotonically with the agent's rank:

$$\begin{aligned} I_0 &= I_1 = \frac{8}{48} \\ I_2 &= \frac{4}{48} \\ I_3 &= \frac{1}{48} \end{aligned}$$

Now modify the hierarchy above, by assuming that, if i belongs to $k = 3$ and j belongs to $k = 2$, $d_{ij} = 4$ and $d_{ji} = 2$. For this irregular hierarchy, the eigenvector centrality yields:

$$\begin{aligned} I_0 &= I_1 = \frac{4}{48} \\ I_2 &= \frac{5}{48} \\ I_3 &= \frac{2}{48} \end{aligned}$$

Hence, now agents at tier 2 are more influential than agents in the top two tiers.

What breaks the Weberian influence monotonicity in this example is that the two bottom levels have strong ties to each other. They invest a lot in communicating with each other and they influence each other. These strong ties do not extend to the top two levels and agents at the two bottom level are not very influenced by the local states of top managers. In Dalton's language each level-2 manager with his two level-3 workers constitutes a *vertical symbiotic clique*: a two-way tie between an officer and his subordinates that represents the "most common and enduring clique in large structures" (Dalton, 1959, p.59).

The results in this section – both the proposition and the counterexample – are approximations that were obtained by looking only at coordination coefficients of the form d_{ij} , with $i \neq j$. The analysis was much simpler than if we had tried to operate directly on the equilibrium of the non-cooperative game. But we also know that the approximations are valid, at least locally. For values of the adaptation coefficients d_{ii} and the communication parameters k that are sufficiently low, Theorem 1 guarantees that the relations that we have uncovered for eigenvector centrality indices are reflected in similar relations for global influence.

6 Conclusion

The present paper is a step towards modeling equilibrium endogenous costly information flows among multiple agents, but much work remains to be done. Of course, it would be interesting to know what happens beyond the normal-quadratic set-up – and to show under what conditions the normal-quadratic is a good approximation of other settings. Other communication structures are explored in the Supplementary Material section (broadcasting and alternative communication protocols). However, it would be interesting to take a

more general approach and perform comparative statics on communication modes, for instance asking how communication and influence change when the communication technology changes.

Does our model have the potential to be used for empirical work? What kind of data could identify the model? Suppose that we observe the information flows among nodes of a network (e.g. what amount of resources each firm spends for liaising with other firms) but not the underlying interaction matrix, communication cost parameters, local state uncertainty, or decision functions. The potential for identification is there. If the number of agents is at least four, Theorem 1 supplies a number of restrictions that is at least as large as the number of primitive variables to be estimated.²⁴

A similar identification potential exists in the other formulation of the problem, which is explored in the Appendix. This observation, although preliminary, appears to indicate that data on information flows could be a fruitful avenue for investigating organizations empirically, if combined with a model – not necessarily the present one – of endogenous communication in network games (Garicano and Prat 2011).

In our paper asymmetric information flows occur as a response to asymmetric interaction structures. However, Dessein et al (2013) show that, with different communication cost structures, asymmetric information flows arise in symmetric situations, thus forming the basis for a rational inattention theory of endogenous leadership.

Finally, we have considered a static setup and, although this seems a natural starting point for our inquiry, it would be interesting to analyze dynamic communication protocols in a similar environment. Information would then come from direct communication and from learning of the past activity of some, or all, agents in the organization. This relates to a recent literature on social learning in networks (see for example, Bala and Goyal, 1998 and Acemoglu et al., 2008) and we plan to pursue this analysis in future research.

7 Appendix A. Proofs

Proof of Theorem 1:

Agent i 's payoff gross of communication costs is given by

$$u_i = - \left(d_{ii} (a_i - \theta_i)^2 + \sum_{j \neq i} d_{ij} (a_i - a_j)^2 \right)$$

As is well-known for quadratic games, the action that maximizes i 's expected payoff is

$$a_i = d_{ii} \theta_i + \sum_{j \neq i} d_{ij} E[a_j].$$

In the conjectured equilibrium, in the second stage of the game agent i knows that he has chosen $(\tilde{r}_{ji})_{j \neq i}$ and $(\tilde{p}_{ij})_{j \neq i}$ (which may be different from the equilibrium values). He assumes that the other agents have chosen communication intensities according to the equilibrium values and that they will choose actions according to the equilibrium linear strategies.

²⁴Palacios-Huerta and Prat (2010) exploit email traffic data within a company to compute the eigenvector centrality of individual workers and show that it predicts the workers' success within the company as measured in terms of rank, income, and career path.

The optimal action is then

$$\begin{aligned} a_i &= d_{ii}\theta_i + \sum_{j \neq i} d_{ij} E \left[b_{jj}\theta_j + \sum_{k \neq j} b_{jk}y_{jk} \right] \\ &= d_{ii}\theta_i + \sum_{j \neq i} d_{ij} E \left[b_{jj}\theta_j + \sum_{k \neq j} b_{jk} (\theta_k + \varepsilon_{jk} + \eta_{jk}) \right] \end{aligned}$$

The solution to this classical signal extraction problem is a linear function

$$a_i = \tilde{b}_{ii}\theta_i + \sum_{j \neq i} \tilde{b}_{ij}y_{ij}$$

where coefficients are defined by

$$D_i \tilde{b}_{ii} = d_{ii} + \sum_{j \neq i} d_{ij} b_{ji} \quad (10)$$

$$D_i \tilde{b}_{ij} = \frac{r_{ij} \tilde{p}_{ij}}{s_j r_{ij} + s_j \tilde{p}_{ij} + r_{ij} \tilde{p}_{ij}} \sum_{k \neq i} d_{ik} b_{kj} \quad \text{for all } j \neq i \quad (11)$$

Now consider the first stage of the game. While precisions yield more compact final expressions, the first part of this proof is more readable if we use variances. We denote by $\sigma_i = 1/s_i$ the variance of θ_i , $\rho_{ij} = 1/r_{ij}$ the variance of ε_{ij} , and $\pi_{ij} = 1/p_{ij}$ the variance of η_{ij} (the omission of the square sign is intentional: σ , ρ and π are variances not standard deviations). The payoff for agent i in $\Gamma(\mathbf{D}, \mathbf{k}, \mathbf{s})$ is given by

$$u_i = - \left(d_{ii} (a_i - \theta_i)^2 + \sum_{j \neq i} d_{ij} (a_i - a_j)^2 + \sum_{j \neq i} k_r^2 \left(\frac{1}{\rho_{ji}} \right) + \sum_{j \neq i} k_p^2 \left(\frac{1}{\pi_{ij}} \right) \right),$$

Given the strategies to be used in the second stage:

$$\begin{aligned} -u_i &= d_{ii} \left((\tilde{b}_{ii} - 1) \theta_i + \sum_{k \neq i} \tilde{b}_{ik} (\theta_k + \varepsilon_{ik} + \eta_{ik}) \right)^2 \\ &+ \sum_{j \neq i} d_{ij} \left(\sum_k (\tilde{b}_{ik} - b_{jk}) \theta_k + \sum_{k \neq i} \tilde{b}_{ik} \varepsilon_{ik} + \sum_{k \neq i} \tilde{b}_{ik} \eta_{ik} - \sum_{k \neq j} b_{jk} \varepsilon_{jk} - \sum_{k \neq j} b_{jk} \eta_{jk} \right)^2 \\ &+ \sum_{j \neq i} k_r^2 \left(\frac{1}{\rho_{ji}} \right) + \sum_{j \neq i} k_p^2 \left(\frac{1}{\pi_{ij}} \right) \end{aligned}$$

Given the assumption that noise terms are stochastically independent, the expected payoff

of i is:

$$\begin{aligned}
-E[u_i] &= d_{ii} \left((\tilde{b}_{ii} - 1)^2 \sigma_i + \sum_{k \neq i} \tilde{b}_{ik}^2 (\sigma_k + \rho_{ik} + \pi_{ik}) \right) \\
&+ \sum_{j \neq i} d_{ij} \left(\sum_k (\tilde{b}_{ik} - b_{jk})^2 \sigma_k + \sum_{k \neq i} \tilde{b}_{ik}^2 (\rho_{ik} + \pi_{ik}) + \sum_{k \neq j} b_{jk}^2 (\rho_{jk} + \pi_{jk}) \right) \\
&+ k_r^2 \sum_{j \neq i} \frac{1}{\rho_{ji}} + k_p^2 \sum_{j \neq i} \frac{1}{\pi_{ij}}.
\end{aligned} \tag{12}$$

By the Envelope Theorem, we can disregard effects of the form $\tilde{d}b_{ik}/d\rho_{ik}$. The first-order conditions are:

$$-\frac{\partial E[u_i]}{\partial \rho_{ji}} = d_{ij} b_{ji}^2 + k_r^2 \left(\frac{1}{\rho_{ji}} \right)^2 = 0 \tag{13}$$

$$-\frac{\partial E[u_i]}{\partial \pi_{ij}} = D_i \tilde{b}_{ij}^2 + k_p^2 \left(\frac{1}{\pi_{ij}} \right)^2 = 0. \tag{14}$$

Now replace precisions in (13) and (14) and combine them with (10) and (11) for all agents to obtain a system of equations which characterize the equilibrium:

$$D_i b_{ii} = d_{ii} + \sum_{j \neq i} d_{ij} b_{ji} \quad \text{for all } i \tag{15}$$

$$D_i b_{ij} = \frac{r_{ij} p_{ij}}{s_j r_{ij} + s_j p_{ij} + r_{ij} p_{ij}} \sum_{k \neq i} d_{ik} b_{kj} \quad \text{for all } i, j \neq i \tag{16}$$

$$\frac{\sqrt{d_{ji}} b_{ij}}{k_r} = r_{ij} \quad \text{for all } i, j \neq i \tag{17}$$

$$\frac{\sqrt{D_i} b_{ij}}{k_p} = p_{ij} \quad \text{for all } i, j \neq i \tag{18}$$

Restrict attention to a particular i . Plugging (17) and (18) into (16), we obtain

$$\left(s_j \frac{k_p}{\sqrt{D_i}} + s_j \frac{k_r}{\sqrt{d_{ji}}} + b_{ij} \right) D_i = \sum_{k \neq i} d_{ik} b_{kj} \quad \text{for all } j \neq i$$

which can be re-written as

$$b_{ij} - \sum_{k \neq i} \frac{d_{ik}}{D_i} b_{kj} = -s_j \left(\frac{k_p}{\sqrt{D_i}} + \frac{k_r}{\sqrt{d_{ji}}} \right) \quad \text{for all } j \neq i. \tag{19}$$

Also note that (15) can be re-written as

$$b_{ii} - \sum_{k \neq i} \frac{d_{ik}}{D_i} b_{ki} = \frac{d_{ii}}{D_i} \tag{20}$$

Using the definitions of ω_{ij} and h_{ij} , the system composed of (19) and (20) becomes

$$\begin{aligned} b_{ii} - \sum_{k \neq i} \omega_{ik} b_{ki} &= h_{ii} \\ b_{ij} - \sum_{k \neq i} \omega_{ik} b_{kj} &= h_{ij} \quad \text{for all } j \neq i \end{aligned}$$

which in matrix notation corresponds to:

$$(\mathbf{I} - \mathbf{\Omega}) \mathbf{b}_{\cdot j} = \mathbf{h}_{\cdot j},$$

with solution

$$\mathbf{b}_{\cdot j} = (\mathbf{I} - \mathbf{\Omega})^{-1} \cdot \mathbf{h}_{\cdot j}.$$

The last expression, combined with (17) and (18), constitutes the statement of the theorem.

Proof of Proposition 2:

The agents' best responses in the second round, given communication intensities and other agents' strategies are the same as in the baseline case, namely (15) and (16). Instead, of course, the first-order condition for communication intensities given the b 's has changed. The planner solves:

$$\begin{aligned} -\frac{\partial}{\partial \rho_{ji}} \sum_{k=1}^n E[u_k] &= \left(\sum_{k=1}^n d_{ik} + \sum_{k \neq i}^n d_{ki} \right) (b_{ji}^*)^2 - k_r \left(\frac{1}{\rho_{ji}} \right)^2 = 0 \\ -\frac{\partial}{\partial \pi_{ij}} \sum_{k=1}^n E[u_k] &= \left(\sum_{k=1}^n d_{ik} + \sum_{k \neq i}^n d_{ki} \right) (b_{ij}^*)^2 - k_p \left(\frac{1}{\pi_{ij}} \right)^2 = 0 \end{aligned}$$

which can be re-written as

$$\begin{aligned} r_{ij}^* &= \sqrt{\sum_{k=1}^n d_{ik} + \sum_{k \neq i}^n d_{ki} \frac{b_{ij}^*}{k_r}} \quad \text{for all } i \neq j \\ p_{ij}^* &= \sqrt{\sum_{k=1}^n d_{ik} + \sum_{k \neq i}^n d_{ki} \frac{b_{ij}^*}{k_p}} \quad \text{for all } i \neq j \end{aligned}$$

The values of h^* are obtained by replacing p^* and r^* in (15) and (16).

Proof of Proposition 3:

We have that $h_{ji}^* > h_{ji}$ for all $j \neq i$ and that $h_{ii}^* = h_{ii}$. This immediately implies that $b_{ji}^* > b_{ji}$ for all i, j and, therefore, that $r_{ij}^* > r_{ij}$ and $p_{ij}^* > p_{ij}$ for all i, j because $\sum_{k=1}^n d_{ik} + \sum_{k \neq i}^n d_{ki} > d_{ji}$ and $\sum_{k=1}^n d_{ik} + \sum_{k \neq i}^n d_{ki} > D_i$.

Proof of Theorem 5

The proof consists of five steps.

Step One

Bonacich Centrality, developed in sociology (Bonacich 1987) and applied to economics by Ballester et al (2006) is defined as follows. Consider a network described by an n -square adjacency matrix G , where $g_{ij} \in [0, 1]$ measures the strength of the path from i to j . Define the matrix

$$\mathbf{M}(\mathbf{G}) = [\mathbf{I} - \mathbf{G}]^{-1}.$$

Each element m_{ij} of the matrix \mathbf{M} can be interpreted as a sum of the paths – direct or indirect – leading from node i to node j . Let $m_{ij}(\mathbf{G})$ be the ij element of \mathbf{M} .

The Bonacich centrality measure of node i is defined as

$$\beta_i(\mathbf{G}) = \sum_{j=1}^n m_{ij}(\mathbf{G}).$$

The centrality of node i is determined by the weighted sum of paths to all nodes that begin in i .

Global influence and Bonacich centrality are connected by the following result:²⁵

Lemma 8 *The global influence of agent i can be expressed as a weighted sum of all the agents' Bonacich centrality measures, computed on Ω' with decay factor one, where the weights are given by the $h_{.i}$*

$$\mathcal{I}_i = \sum_{j=1}^n \beta_j(\Omega') h_{ji}.$$

The influence of agent i is a sum of weighted Bonacich measures, where the weights on the agent's own measure is positive (because $h_{ii} = \omega_{ii}$) while all the other weights are negative. Hence, an agent's global influence depends positively on the centrality of that agent and negatively on the centrality of all other agents.

Proof. From Theorem 1, we know that, for all i ,

$$\mathbf{b}_{.i} = (\mathbf{I} - \mathbf{\Omega})^{-1} \cdot \mathbf{h}_{.i}.$$

²⁵If we compare Lemma 8 to Ballester, Calvo-Armengol, and Zenou's (2006) Theorem 1, there are three differences. First, their result is based on symmetric information, while ours is based on asymmetric information and endogenous communication. Second, their measure is a Bonacich index, while our is a weighted sum of Bonacich indices. Third, their decay rate varies according to the model, while ours is always one. For all these reasons, it is not easy to establish an intuitive connection between the two results.

We can write

$$\begin{aligned} \begin{bmatrix} b_{1i} \\ \vdots \\ b_{ni} \end{bmatrix} &= \begin{bmatrix} ((\mathbf{I} - \boldsymbol{\Omega})^{-1})_{11} & \cdots & ((\mathbf{I} - \boldsymbol{\Omega})^{-1})_{1n} \\ \vdots & & \vdots \\ ((\mathbf{I} - \boldsymbol{\Omega})^{-1})_{n1} & \cdots & ((\mathbf{I} - \boldsymbol{\Omega})^{-1})_{nn} \end{bmatrix} \cdot \begin{bmatrix} h_{1i} \\ \vdots \\ h_{ni} \end{bmatrix} \\ &= \sum_{j=1}^n h_{ji} \begin{bmatrix} ((\mathbf{I} - \boldsymbol{\Omega})^{-1})_{1j} \\ \vdots \\ ((\mathbf{I} - \boldsymbol{\Omega})^{-1})_{nj} \end{bmatrix} = \sum_{j=1}^n h_{ji} \begin{bmatrix} ((\mathbf{I} - \boldsymbol{\Omega})^{-1})'_{j1} \\ \vdots \\ ((\mathbf{I} - \boldsymbol{\Omega})^{-1})'_{jn} \end{bmatrix} \end{aligned}$$

so that

$$\mathcal{I}_i = \sum_{k=1}^n b_{ki} = \sum_{k=1}^n \sum_{j=1}^n h_{ji} ((\mathbf{I} - \boldsymbol{\Omega})^{-1})'_{jk} = \sum_{j=1}^n \left(\sum_{k=1}^n ((\mathbf{I} - \boldsymbol{\Omega})^{-1})'_{jk} \right) h_{ji}.$$

If we define the \mathbf{G} matrix in the Bonacich measure to be the transpose of the $\boldsymbol{\Omega}$ matrix used in Theorem 1 and we let $a = 1$, we have

$$\mathbf{M}(\mathbf{G}, a) = \mathbf{M}(\boldsymbol{\Omega}', 1) = [\mathbf{I} - \boldsymbol{\Omega}']^{-1} = \left([\mathbf{I} - \boldsymbol{\Omega}]^{-1} \right)'$$

and hence

$$\sum_{k=1}^n ((\mathbf{I} - \boldsymbol{\Omega})^{-1})'_{jk} = \beta_j(\boldsymbol{\Omega}', 1),$$

so that

$$\mathcal{I}_i = \sum_{j=1}^n \beta_j(\boldsymbol{\Omega}', 1) h_{ji}$$

■

Step Two

For any given t the matrix $\tilde{\boldsymbol{\Omega}}(t)$ is equal to

$$\tilde{\boldsymbol{\Omega}}(t) = \begin{bmatrix} 0 & \frac{d_{12}}{td_{11}^0 + \sum_{j \neq 1} d_{1j}} & \cdots & \frac{d_{1n}}{td_{11}^0 + \sum_{j \neq 2} d_{1j}} \\ \frac{d_{21}}{td_{22}^0 + \sum_{j \neq 2} d_{2j}} & 0 & \cdots & \frac{d_{2n}}{td_{22}^0 + \sum_{j \neq 2} d_{2j}} \\ \vdots & \vdots & \ddots & \vdots \\ \frac{d_{n1}}{td_{nn}^0 + \sum_{j \neq n} d_{nj}} & \frac{d_{n2}}{td_{nn}^0 + \sum_{j \neq n} d_{nj}} & \cdots & 0 \end{bmatrix}$$

Note that $\tilde{\boldsymbol{\Omega}}(0) = \tilde{\mathbf{G}}$ (as defined in the text).

For any $t > 0$ the Bonacich centrality vector associated to $\tilde{\boldsymbol{\Omega}}(t)$, that we denote $\boldsymbol{\beta}(\tilde{\boldsymbol{\Omega}}(t))$, is the solution to the system

$$(\mathbf{I} - \tilde{\boldsymbol{\Omega}}'(t)) \boldsymbol{\beta}(\tilde{\boldsymbol{\Omega}}(t)) = \mathbf{1}$$

Note that the Bonacich centrality measure is well-defined iff the determinant of $(\mathbf{I} - \tilde{\mathbf{\Omega}}'(t))^{-1}$ is different than 0, and in such a case the solution to the previous system is

$$\beta(\tilde{\mathbf{\Omega}}(t)) = (\mathbf{I} - \tilde{\mathbf{\Omega}}'(t))^{-1} \mathbf{1}$$

The eigenvector centrality influence vector is related to the system

$$(\mathbf{I} - \tilde{\mathbf{\Omega}}'(0)) \mathbf{x} = \mathbf{0}$$

Let E be the set of solutions to this system. Since the largest eigenvalue of $\tilde{\mathbf{\Omega}}'(0)$ is equal to 1 the set E is equal to the eigenspace of this largest eigenvalue. The eigenvector centrality influence vector, that we denote $\boldsymbol{\iota}$ is the only element in this eigenspace that satisfies the additional normalization condition $\sum_{i=1}^n \iota_i = 1$.

We are going to prove the following result:

Lemma 9 *The limit of $t\beta(\tilde{\mathbf{\Omega}}(t))$ as t tends to 0 is a strictly positive vector, i.e. all its entries are non-negative and at least one of them is strictly positive.*

Proof. Let $D_{-i} = \sum_{j \neq i} d_{ij}$ and $D_i(t) = td_{ii}^0 + D_{-i}$. Define $\hat{\mathbf{\Omega}}(t)$ as the matrix with entries $\hat{\omega}_{ij}(t) = \frac{d_{ij}}{D_i(t)}$ for all i, j . (The difference with respect to $\tilde{\mathbf{\Omega}}(t)$ is that it includes the elements $\frac{td_{ii}^0}{D_i(t)}$ in the diagonal.) Note that, by definition, $\hat{\mathbf{\Omega}}(t)$ is a stochastic matrix for all t . Also define $\mathbf{D}\mathbf{i}\mathbf{a}\mathbf{g}(t)$ as the diagonal matrix $\mathit{diag}(\frac{D_1(t)}{d_{11}^0}, \dots, \frac{D_n(t)}{d_{nn}^0})$. It immediately follows that

$$\tilde{\mathbf{\Omega}}(t) = \hat{\mathbf{\Omega}}(t) - t\mathbf{D}\mathbf{i}\mathbf{a}\mathbf{g}^{-1}(t)$$

Hence, we obtain that

$$\begin{aligned} \mathbf{I} - \tilde{\mathbf{\Omega}}(t) &= \mathbf{I} - \hat{\mathbf{\Omega}}(t) + t\mathbf{D}\mathbf{i}\mathbf{a}\mathbf{g}^{-1}(t) \\ &= (\mathbf{I} + t\mathbf{D}\mathbf{i}\mathbf{a}\mathbf{g}^{-1}(t)) \mathbf{I} - \hat{\mathbf{\Omega}}(t) \\ &= (\mathbf{I} + t\mathbf{D}\mathbf{i}\mathbf{a}\mathbf{g}^{-1}(t)) \cdot (\mathbf{I} - (\mathbf{I} + t\mathbf{D}\mathbf{i}\mathbf{a}\mathbf{g}^{-1}(t))^{-1} \hat{\mathbf{\Omega}}(t)) \end{aligned}$$

Therefore, we obtain that

$$(\mathbf{I} - \tilde{\mathbf{\Omega}}(t))^{-1} = (\mathbf{I} - (\mathbf{I} + t\mathbf{D}\mathbf{i}\mathbf{a}\mathbf{g}^{-1}(t))^{-1} \hat{\mathbf{\Omega}}(t))^{-1} \cdot (\mathbf{I} + t\mathbf{D}\mathbf{i}\mathbf{a}\mathbf{g}^{-1}(t))^{-1}$$

The matrix $(\mathbf{I} + t\mathbf{D}\mathbf{i}\mathbf{a}\mathbf{g}^{-1}(t))^{-1}$ is again a diagonal matrix, with entries equal to

$$(\mathbf{I} + t\mathbf{D}\mathbf{i}\mathbf{a}\mathbf{g}^{-1}(t))_{ii}^{-1} = \frac{1}{1 + \frac{td_{ii}^0}{D_i(t)}} = \frac{td_{ii}^0 + D_{-i}}{2td_{ii}^0 + D_{-i}}$$

Each of these diagonal entries tend to 1 when t tends to 0.

The matrix $(\mathbf{I} + t\mathbf{D}\mathbf{i}\mathbf{a}\mathbf{g}^{-1}(t))^{-1} \hat{\mathbf{\Omega}}$ is bounded from below (entry by entry) by $(\min_i \frac{td_{ii}^0 + D_{-i}}{2td_{ii}^0 + D_{-i}}) \hat{\mathbf{\Omega}}$

and it is bounded from above by $\left(\max_i \frac{td_{ii}^0 + D_{-i}}{2td_{ii}^0 + D_{-i}}\right) \hat{\Omega}$. Since all these matrices are non-negative, this implies that

$$\left(\mathbf{I} - (\mathbf{I} + t\mathbf{Diag}^{-1}(t))^{-1} \hat{\Omega}\right)^{-1} = \sum_{k \geq 0} \left[(\mathbf{I} + t\mathbf{Diag}^{-1}(t))^{-1} \hat{\Omega}(t) \right]^k$$

is bounded from below by

$$\sum_{k \geq 0} \left(\min_i \frac{td_{ii}^0 + D_{-i}}{2td_{ii}^0 + D_{-i}} \right)^k (\hat{\Omega}(t))^k$$

and bounded from above by

$$\sum_{k \geq 0} \left(\max_i \frac{td_{ii}^0 + D_{-i}}{2td_{ii}^0 + D_{-i}} \right)^k (\hat{\Omega}(t))^k$$

Remember that we want to show that the limit of $t(\mathbf{I} - \hat{\Omega}'(t))^{-1} \mathbf{1}$ as t tends to 0 is a strictly positive vector (meaning that all its entries are non-negative and at least one entry is strictly positive). An alternative expression of this vector is

$$t(\mathbf{I} + t\mathbf{Diag}^{-1}(t))^{-1} \cdot \left(\mathbf{I} - \hat{\Omega}'(t) (\mathbf{I} + t\mathbf{Diag}^{-1}(t))^{-1}\right)^{-1} \mathbf{1}$$

We have proved before that $(\mathbf{I} + t\mathbf{Diag}^{-1}(t))^{-1}$ tends to the identity matrix, so we have to focus on the limit of

$$t \cdot \left(\mathbf{I} - \hat{\Omega}'(t) (\mathbf{I} + t\mathbf{Diag}^{-1}(t))^{-1}\right)^{-1} \mathbf{1}$$

We have

$$\begin{aligned} t \left(\sum_{k \geq 0} \left(\min_i \frac{td_{ii}^0 + D_{-i}}{2td_{ii}^0 + D_{-i}} \right)^k \hat{\Omega}^k \right) \mathbf{1} &\leq \\ &\leq t \cdot \left(\mathbf{I} - (\mathbf{I} + t\mathbf{Diag}^{-1}(t))^{-1} \hat{\Omega}\right)^{-1} \mathbf{1} \leq t \left(\sum_{k \geq 0} \left(\max_i \frac{td_{ii}^0 + D_{-i}}{2td_{ii}^0 + D_{-i}} \right)^k \hat{\Omega}^k \right) \mathbf{1} \end{aligned}$$

Since $\hat{\Omega}$ is stochastic, we know that $\hat{\Omega}^k \mathbf{1} = \mathbf{1}$ for all $k \geq 0$. Therefore

$$t \left(\frac{1}{1 - \frac{td_{min}^0 + D_{min}}{2td_{min}^0 + D_{min}}} \right) \mathbf{1} \leq t \cdot \left(\mathbf{I} - (\mathbf{I} + t\mathbf{Diag}^{-1}(t))^{-1} \hat{\Omega}\right)^{-1} \mathbf{1} \leq t \left(\frac{1}{1 - \frac{td_{max}^0 + D_{max}}{2td_{max}^0 + D_{max}}} \right) \mathbf{1}$$

where we define D_{min} and d_{min}^0 (resp. d_{max}^0) as the values of D_{-i^*} and $d_{i^*}^0$ for the i^* that minimizes (resp. maximizes) $\frac{td_{ii}^0 + D_{-i}}{2td_{ii}^0 + D_{-i}}$. If we pre-multiply all vectors by $\mathbf{1}'$ and take limits we get that

$$n \frac{D_{min}}{d_{min}^0} \leq \lim_{t \rightarrow 0} t \mathbf{1}' \cdot \left(\mathbf{I} - (\mathbf{I} + t\mathbf{Diag}^{-1}(t))^{-1} \hat{\Omega}\right)^{-1} \cdot \mathbf{1} \leq n \frac{D_{max}}{d_{max}^0}$$

Given a square matrix $\mathbf{X} = (x_{ij})$ we have that $\mathbf{1}' \cdot \mathbf{X} \cdot \mathbf{1} = \sum_{i,j} x_{ij} = \sum_{i,j} x_{ij} = \mathbf{1}' \cdot \mathbf{X}' \cdot \mathbf{1}$. Therefore the argument above shows that the limit of $t\mathbf{1}' \cdot \left(\mathbf{I} - \hat{\mathbf{\Omega}}' (\mathbf{I} + t\mathbf{D}\mathbf{I}\mathbf{a}\mathbf{g}^{-1}(t))^{-1}\right)^{-1} \cdot \mathbf{1}$ as t tends to 0 is also bounded from below by $n \frac{D_{min}}{d_{min}^0}$ and from above by $n \frac{D_{max}}{d_{max}^0}$. This means that the limit of $t \left(\mathbf{I} - \hat{\mathbf{\Omega}}' (\mathbf{I} + t\mathbf{D}\mathbf{I}\mathbf{a}\mathbf{g}^{-1}(t))^{-1}\right)^{-1} \cdot \mathbf{1}$ is a strictly positive matrix and therefore the limit of $t \cdot \hat{\mathbf{\Omega}}' \left(\mathbf{I} - (\mathbf{I} + t\mathbf{D}\mathbf{I}\mathbf{a}\mathbf{g}^{-1}(t))^{-1}\right)^{-1} \cdot \mathbf{1}$ is a strictly positive vector, as we wanted to show. (We are assuming here that D_{min} is strictly positive; otherwise, the equilibrium of the game would entail no communication). ■

Step Three

Lemma 10 *The limit of $t\beta(t)$ as t tends to 0 is proportional to the eigenvector centrality index.*

Proof. Now define

$$S_0 = \{t \in \mathbb{R} \text{ s.t. } \det(\mathbf{I} - \tilde{\mathbf{\Omega}}(t)) = 0\}$$

Note that $0 \in S_0$.

We know from the previous lemma that $\lim_{t \rightarrow 0} t\beta(t)$ exists and is a well-defined strictly positive vector. By definition, $t\beta(t)$ satisfies

$$\left(\mathbf{I} - \tilde{\mathbf{\Omega}}'(t)\right) t\beta(t) = t\mathbf{1}$$

for all $t \in \mathbb{R} \setminus S_0$. We can take limits at both sides of this equation to obtain

$$\left(\mathbf{I} - \tilde{\mathbf{\Omega}}'(0)\right) \left(\lim_{t \rightarrow 0} t\beta(t)\right) = \mathbf{0}$$

This means that the limit vector $\lim_{t \rightarrow 0} t\beta(t)$ satisfies the condition that characterizes the set E , and therefore is proportional to the eigenvector centrality vector. ■

Step Four

We are now ready to prove the statement of the theorem. From Lemma 8, we know that

$$\mathcal{I}_i = \sum_{j=1}^n \beta_j \left(\tilde{\mathbf{\Omega}}'(t)\right) h_{ji}.$$

Hence

$$\begin{aligned} \lim_{t \rightarrow 0} \mathcal{I}_i &= \lim_{t \rightarrow 0} \sum_{j=1}^n \beta_j \left(\tilde{\mathbf{\Omega}}'(t)\right) h_{ji} \\ &= \sum_{j=1}^n \left(\lim_{t \rightarrow 0} t\beta_j \left(\tilde{\mathbf{\Omega}}'(t)\right)\right) \left(\lim_{t \rightarrow 0} \frac{1}{t} h_{ji}\right) \end{aligned}$$

In this case

$$h_{ji} = \begin{cases} \frac{d_{ii}}{d_{ii} + \frac{1}{t}D_{-i}} & \text{if } i = j \\ -s_i \frac{1}{t} \left(\frac{t^\lambda k_p}{\sqrt{d_{jj} + \frac{1}{t}D_{-j}}} + \frac{t^\lambda k_r}{\sqrt{\frac{1}{t}d_{ij}}} \right), & \text{otherwise.} \end{cases}$$

When $j \neq i$, we have $\lim_{t \rightarrow 0} \frac{1}{t} h_{ji}$ if $\lim_{t \rightarrow 0} t^{-1+\lambda+\frac{1}{2}} = 0$, which is true because $\lambda > 1$.

Then we can write the limit of i 's influence as

$$\lim_{t \rightarrow 0} \mathcal{I}_i = \lim_{t \rightarrow 0} t \beta_j \left(\tilde{\Omega}'(t) \right) \lim_{t \rightarrow 0} \frac{1}{t} \frac{d_{ii}}{d_{ii} + \frac{1}{t}D_{-i}} = \lim_{t \rightarrow 0} t \beta_j \left(\tilde{\Omega}'(t) \right) \lim_{t \rightarrow 0} \frac{d_{ii}}{t d_{ii} + D_{-i}} = \left(\lim_{t \rightarrow 0} t \beta_i \left(\tilde{\Omega}'(t) \right) \right) \frac{d_{ii}}{D_{-i}}$$

We can now apply Lemma 3 to get the result:

$$\lim_{t \rightarrow 0} \frac{\mathcal{I}_i(t)}{\mathcal{I}_j(t)} = \left(\lim_{t \rightarrow 0} \frac{t \beta_i \left(\tilde{\Omega}'(t) \right)}{t \beta_j \left(\tilde{\Omega}'(t) \right)} \right) \frac{\frac{d_{ii}}{D_{-i}}}{\frac{d_{jj}}{D_{-j}}} = \frac{\iota_i}{\iota_j} \frac{\frac{d_{ii}}{D_{-i}}}{\frac{d_{jj}}{D_{-j}}}$$

Step Five

Theorem 1 requires that communication costs are sufficiently low in order to have an interior solution. In the previous four steps we operated under the assumption that non-negativity constraints are not binding. In this last step we vindicate that assumption by showing that when t approaches 0 we don't hit any boundary in the actions and communication intensities decisions.

Lemma 11 *If the non-negativity constraints on \mathbf{b}_i , \mathbf{r}_{-i} and \mathbf{p}_{-i} are not binding for $t = 1$, then they are not binding for any $0 < t < \bar{t}$, for some $\bar{t} \in (0, 1)$.*

Proof. Consider

$$\tilde{u}_i(a) = - \left(d_{ii} (a_i - \theta_i)^2 + \frac{1}{t} \sum_{j \neq i} d_{ij} (a_i - a_j)^2 + t^\lambda k_r^2 \sum_{j \neq i} r_{ji} + t^\lambda k_p^2 \sum_{j \neq i} p_{ij} \right)$$

To prove that \mathbf{b}_i s does not hit a boundary condition just note that when t tends to 0 the vectors $\mathbf{h}_i(t)$ converge to a non-negative vector for all i . Since if $d_{jk} > 0$ for all $j \neq k$ the matrix $(\mathbf{I} - \tilde{\Omega}(t))^{-1}$ is strictly positive for all $t \in (0, 1)$, the vector $(\mathbf{I} - \tilde{\Omega}(t))^{-1} \mathbf{h}_j(t)$ is non-negative if t is close to 0.

To prove interiority of active communication decisions, we can rewrite r_{ij} for each i, j with $i \neq j$ as

$$\begin{aligned} r_{ij}(t) &= \frac{\sqrt{d_{ji}}}{k_r} b_{ij} \\ &= (\mathbf{I} - \tilde{\Omega}(t))_{ij}^{-1} \frac{\sqrt{d_{ji}}}{k_r} \frac{d_{jj}}{D_j} - s_j \sum_{l \neq j} (\mathbf{I} - \tilde{\Omega}(t))_{il}^{-1} \left(\frac{k_p}{k_r} \sqrt{\frac{d_{ji}}{D_j}} + 1 \right) \\ &= (\mathbf{I} - \tilde{\Omega}(t))_{ij}^{-1} \left[\frac{\sqrt{d_{ji}}}{k_r} \frac{d_{jj}}{D_j} - s_j \sum_{l \neq j} \frac{(\mathbf{I} - \tilde{\Omega}(t))_{il}^{-1}}{(\mathbf{I} - \tilde{\Omega}(t))_{ij}^{-1}} \left(\frac{k_p}{k_r} \sqrt{\frac{d_{ji}}{D_j}} + 1 \right) \right] \end{aligned}$$

The first element $(\mathbf{I} - \tilde{\mathbf{\Omega}}(t))_{ij}^{-1}$ tends to $+\infty$ when t tends to 0. If λ is sufficiently large, the first term in the expression in brackets is positive and tends to infinity as t tends to 0, while the second term in brackets, which is negative, is bounded below because the ratio

$$\frac{(\mathbf{I} - \tilde{\mathbf{\Omega}}(t))_{il}^{-1}}{(\mathbf{I} - \tilde{\mathbf{\Omega}}(t))_{ij}^{-1}}$$

is positive and bounded as a consequence of Lemma 9 and the fact that $(\mathbf{I} - \tilde{\mathbf{\Omega}}(t))^{-1}$ is a non-negative matrix, and all its entries grow at the same rate if $d_{ij} > 0$ for all $i \neq j$.

Altogether, this proves that $r_{ij}(t)$ tends to $+\infty$ when t tends to 0. A similar argument applies for the case of passive communication. This finishes the proof of the Theorem. ■

References

- [1] Daron Acemoglu, Munther A. Dahleh, Ilan Lobel, and Asuman Ozdaglar. “Bayesian Learning in Social Networks” Mimeo, MIT, May 2008.
- [2] Yoji Akao (editor). *Quality Function Development*. Productivity press, 1990
- [3] Ricardo Alonso, Wouter Dessein, and Niko Matouschek. “When Does Coordination Require Centralization?” *American Economic Review*, 98(1), 145-179, March 2008.
- [4] George-Marios Angeletos and Alessandro Pavan. “Efficient Use of Information and Social Value of Information.” *Econometrica* 75(4): 1103-1142, July 2007.
- [5] George-Marios Angeletos and Alessandro Pavan. “Policy with Dispersed Information.” *Journal of the European Economic Association*, 7(1): 11-60, March 2009.
- [6] Kenneth J. Arrow. *The Limits of Organization*. Norton, 1974.
- [7] Venkatesh Bala and Sanjeev Goyal. “Learning from Neighbours.” *Review of Economic Studies* 65(3): 595-621, July 1998.
- [8] Coralio Ballester, Antoni Calvó-Armengol, and Yves Zenou. “Who’s Who in Network. Wanted: The Key Player.” *Econometrica* 74(5): 1403–1417, September 2006.
- [9] Oriana Bandiera, Luigi Guiso, Andrea Prat, and Raffaella Sadun. “What Do CEOs Do?” CEPR Discussion Paper 8235, 2011.
- [10] Francis Bloch and Bhaskar Dutta. “Communication Networks with Endogenous Link Strength.” *Games and Economic Behavior*, forthcoming.
- [11] Patrick Bolton and Matthias Dewatripont. “The Firm as a Communication Network,” *Quarterly Journal of Economics* 109, 809-839, November 2004.
- [12] Phillip Bonacich. “Power and Centrality: A Family of Measures.” *American Journal of Sociology* 92(5): 1170–82, March 1987.
- [13] Yann Bramoullé and Rachel Kranton. “Public Goods in Networks.” *Journal of Economic Theory* 135(1): 478-494, July 2007.

- [14] Antonio Cabrales, Antoni Calvó-Armengol, and Yves Zenou (2011), "Social interactions and spillovers", *Games and Economic Behavior*, 72, 339-360.
- [15] Antoni Calvó-Armengol and Joan de Martí. "Information Gathering in Organizations: Equilibrium, Welfare, and Optimal Network Structure." *Journal of the European Economic Association*, 7(1): 116-161, March 2009.
- [16] Vincent P. Crawford and Joel Sobel. "Strategic Information Transmission." *Econometrica* 50(6): 1431-1451, November 1982.
- [17] Jacques Crémer. "Corporate Culture: Cognitive Aspects." *Industrial and Corporate Change*, 3(2): 351–386, 1993.
- [18] Jacques Crémer, Luis Garicano, and Andrea Prat. Language and the Theory of the Firm. *Quarterly Journal of Economics* 122(1): 373-407, 2007.
- [19] Melville Dalton. *Men Who Manage*. John Wiley & Sons, 1959.
- [20] Wouter Dessein, Andrea Galeotti, and Tano Santos. "Rational Inattention and Organizational Focus". Working paper, Columbia University 2013.
- [21] Wouter Dessein and Tano Santos. "Adaptive Organizations." *Journal of Political Economy*, 114(5): 956–995, 2006.
- [22] Torun Dewan and David Myatt. "The Qualities of Leadership: Direction, Communication, and Obfuscation." *American Political Science Review*, 102(3): 351–368, August 2008.
- [23] Mathias Dewatripont and Jean Tirole. "Modes of Communication." *Journal of Political Economy*, 113(6): 1217–1238, December 2005.
- [24] Peter S. Dodds, Duncan J. Watts, and Charles F. Sabel. "Information Exchange and the Robustness of Organizational Networks," *Proceedings of the National Academy of Sciences* 100, 12516-12521, October 2003.
- [25] Matthew Elliott and Benjamin Golub. A Network Approach to Public Goods. Working Paper, Stanford University, 2013.
- [26] Andrea Galeotti, Christian Ghiglino, and Francesco Squintani. Strategic Information Transmission in Networks. Economics Discussion Papers 668, University of Essex, Department of Economics. 2009
- [27] Andrea Galeotti and Sanjeev Goyal. "The Law of the Few." Working paper.
- [28] Andrea Galeotti, Sanjeev Goyal, Matthew Jackson, Fernando Vega-Redondo and Leeat Yariv. "Network Games." Working paper, 2007.
- [29] Esther Gal-Or. "Information Sharing in Oligopoly." *Econometrica*, 53(2): 329-343, 1985.

- [30] Esther Gal-Or. “Information Transmission - Cournot and Bertrand Equilibrium.” *Review of Economic Studies*, 53(1): 85-92, 1986.
- [31] Luis Garicano. “Hierarchies and the Organization of Knowledge in Production,” *Journal of Political Economy* 108, 874–904, October 2000.
- [32] Luis Garicano and Andrea Prat. Organizational Economics with Cognitive Costs,” in preparation for: *Advances in Economics and Econometrics: Theory and Applications*, Proceedings of the Tenth World Congress of the Econometric Society, 2011.
- [33] Benjamin Golub and Matthew O. Jackson. Naive Learning in Social Networks and the Wisdom of Crowds. *American Economic Journal: Microeconomics*, 2(1):112-149, February 2010.
- [34] Benjamin Golub and Carlos Lever. The Leverage of Weak Ties: How Linking Groups Affects Inequality. Working paper, Stanford University 2010.
- [35] Mark Granovetter. The Strength of Weak Ties. *American Journal of Sociology* 78(6): 1360-1380. May 1973.
- [36] Abbie Griffin and John R. Hauser. Patterns of Communication Among Marketing, Engineering, and Manufacturing – A Comparison between Two New Product Teams. *Management Science* 38(3): 360-373, March 1992.
- [37] Roger Guimerà, Alex Arenas, Albert Diaz-Guilera, Fernando Vega-Redondo, and Antonio Cabrales. “Optimal Network Topology for Search with Congestion,” *Physical Review Letters* 89, 248701, December 2002.
- [38] Jeanne Hagenbach and Frédéric Koessler. Strategic Communication Networks. *Review of Economic Studies* 77(3): 1072-1099, July 2010.
- [39] Christian Hellwig and Laura Veldkamp. “Knowing What Others Know: Coordination Motives in Information Acquisition.” *Review of Economic Studies*, forthcoming 2008.
- [40] Yannis Ioannides “Complexity and Organizational Architecture,” mimeo Tufts University, 2003.
- [41] Casey Ichniowski, Kathryn Shaw, Giovanna Prennushi. The Effects of Human Resource Management Practices on Productivity: A Study of Steel Finishing Lines. *American Economic Review* 87(3): 291-313, Jun., 1997
- [42] Casey Ichniowski, Kathryn Shaw. Connective Capital: Building Problem-Solving Networks Within Firms, mimeo, Stanford University, 2005.
- [43] Matthew O. Jackson. *Social and Economic Networks*, Princeton University Press, 2010
- [44] Jacob Marschak and Roy Radner. *The Economic Theory of Teams*. Yale University Press, 1972.
- [45] Henry Mintzberg. *The Nature of Managerial Work*. New York,: Harper & Row, 1973.

- [46] Stephen Morris and Hyun-Song Shin. “Optimal Communication.” *Journal of the European Economic Association, Papers and Proceedings* 5, 594-602, April-May 2007.
- [47] Ignacio Palacios-Huerta and Andrea Prat. “Measuring the Impact Factor of Agents within an Organization Using Communication Patterns,” CEPR Discussion Paper 8040, October 2010.
- [48] Ignacio Palacios-Huerta and Oscar Volij. “The Measurement of Intellectual Influence,” *Econometrica* 72(3), 963-977, May 2004.
- [49] Jagdish K. Patel and Campbell B. Read. *Handbook of the Normal Distribution*. Marcel Dekker, Inc., 1996.
- [50] Andrea Prat. “Should a Team Be Homogeneous?” *European Economic Review* (46)7: 1187-1207, 2002.
- [51] Roy Radner. “The Organization of Decentralized Information Processing,” *Econometrica* 61, 1109-1146, September 1993.
- [52] Michael Raith. “A General Model of Information Sharing in Oligopoly” *Journal of Economic Theory* 71(1): 260-288, October 1996.
- [53] Heikki Rantakari. “Governing Adaptation.” *Review of Economic Studies*, forthcoming.
- [54] Brian Rogers. “A Strategic Theory of Network Status.” Working paper, Northwestern University, 2008.
- [55] Herbert Simon. “The Impact of Electronic Communication on Organizations.” In R. Wolff (Ed.), *Organizing Industrial Development*. Berlin: Walter de Gruyter, 1986.
- [56] Timothy Van Zandt. “Information Overload in a Network of Targeted Communication.” *RAND Journal of Economics* 35(3): 542-560, Autumn 2004.
- [57] Timothy Van Zandt. “Real-Time Decentralized Information Processing as a Model of Organizations with Boundedly Rational Agents,” *Review of Economic Studies* 66, 633-658, July 1999a.
- [58] Timothy Van Zandt. “Decentralized Information Processing in the Theory of Organizations,” in *Contemporary Economic Issues, vol.4: Economic Behaviour and Design*, edited by Murat Sertel. London: MacMillan Press Ltd., 1999b
- [59] Xavier Vives. “Duopoly information equilibrium: Cournot and Bertrand.” *Journal of Economic Theory* 34(1): 71-94, 1984.
- [60] Xavier Vives. *Oligopoly Pricing: Old Ideas and New Tools*. MIT Press, 1999.
- [61] Max Weber. *Economy and society*. University of California Press, 1946.

Supplementary Material Not for Publication

1 Equilibrium Equivalence

In the baseline version of the game, $\Gamma(\mathbf{D}, \mathbf{k}, \mathbf{s})$, agents invest in communication before they learn the value of their local state. In the alternative timeline, $\Gamma_\theta(\mathbf{D}, \mathbf{k}, \mathbf{s})$, mentioned at the end of section 3, agents choose communication intensities after they observe their local states. In this section, we show that both versions of the game have the same perfect Bayesian equilibrium.

From Theorem 1 we know that the baseline game $\Gamma(\mathbf{D}, \mathbf{k}, \mathbf{s})$ has an equilibrium in linear decision functions

$$a_i = b_{ii}\theta_i + \sum_{j \neq i} b_{ij}y_{ij}$$

we now show that the alternative version $\Gamma_\theta(\mathbf{D}, \mathbf{k}, \mathbf{s})$ has the exact same equilibrium:

Theorem 12 *The games $\Gamma(\mathbf{D}, \mathbf{k}, \mathbf{s})$ and $\Gamma_\theta(\mathbf{D}, \mathbf{k}, \mathbf{s})$ have the same equilibrium in linear strategies*

Proof. We are going to show that both games have perfect Bayesian equilibria which satisfy the same four sets of conditions, which in turn correspond to the ones used in the proof of Theorem 1:

$$D_i b_{ii} = d_{ii} + \sum_{j \neq i} d_{ij} b_{ji} \quad \text{for all } i \quad (21)$$

$$D_i b_{ij} = \frac{r_{ij} p_{ij}}{s_j r_{ij} + s_j p_{ij} + r_{ij} p_{ij}} \sum_{k \neq i} d_{ik} b_{kj} \quad \text{for all } i, j \neq i \quad (22)$$

$$\frac{\sqrt{d_{ji} b_{ij}}}{k_r} = r_{ij} \quad \text{for all } i, j \neq i \quad (23)$$

$$\frac{\sqrt{D_i b_{ij}}}{k_p} = p_{ij} \quad \text{for all } i, j \neq i \quad (24)$$

First, note that the second stage is identical in the two versions of the game. Agent i knows that he has chosen $(\tilde{r}_{ji})_{j \neq i}$ and $(\tilde{p}_{ij})_{j \neq i}$ (which may be different from the equilibrium values). He assumes that the other agents have chosen communication intensities according to the equilibrium values and that they will choose actions according to the equilibrium linear strategies. The first-order conditions are therefore still given by (10) and (11), which yield (21) and (22).

The only difference in the first stage is that i chooses $(\tilde{r}_{ji})_{j \neq i}$ and $(\tilde{p}_{ij})_{j \neq i}$ after observing

θ_i . It is easy to see that the expression for the expected payoff (12) is now:

$$\begin{aligned}
-E[u_i] &= d_{ii} \left((\tilde{b}_{ii} - 1)^2 \theta_i^2 + \sum_{k \neq i} \tilde{b}_{ik}^2 (\sigma_k + \rho_{ik} + \pi_{ik}) \right) \\
&+ \sum_{j \neq i} d_{ij} \left(\sum_k (\tilde{b}_{ik} - b_{jk})^2 \sigma_k + \sum_{k \neq i} \tilde{b}_{ik}^2 (\rho_{ik} + \pi_{ik}) + \sum_{k \neq j} b_{jk}^2 (\rho_{jk} + \pi_{jk}) \right) \\
&+ k_r^2 \sum_{j \neq i} \frac{1}{\rho_{ji}} + k_p^2 \sum_{j \neq i} \frac{1}{\pi_{ij}}.
\end{aligned}$$

The only difference is that the term $(\tilde{b}_{ii} - 1)^2 \sigma_i$ is now $(\tilde{b}_{ii} - 1)^2 \theta_i^2$. But it is easy to see that this does not affect the first-order conditions for communication intensities as that term is separate from $(\tilde{r}_{ji})_{j \neq i}$ and $(\tilde{p}_{ij})_{j \neq i}$. Hence the first-order conditions are unchanged, as in (23) and (24). ■

This equivalence rests on two assumptions. One is that agents' payoffs are linear-quadratic. While agent i 's incentive to coordinate with other agents depends on his local state of the world θ_i , his incentive to reduce the variance of the actions of the other agents does not. But, as the following proof shows, it is only the latter that is affected by unilateral deviations in communication investments. The other is that signals have full support. While the normality assumption may not be essential, it is important that the support of y_{ij} does not depend on communication investment. If it did, a deviation from the equilibrium communication investment could be detectable, and costly signaling may be unavoidable in equilibrium.

The question about uniqueness, which we mentioned for game $\Gamma(\mathbf{D}, \mathbf{k}, \mathbf{s})$ and which we discuss in section 2 of the Supplementary Material, is present here as well.

2 Uniqueness

One may wonder about the importance of the restriction to linear equilibria. Do $\Gamma(\mathbf{D}, \mathbf{k}, \mathbf{s})$ and $\Gamma_\theta(\mathbf{D}, \mathbf{k}, \mathbf{s})$ have equilibria where agents use strategies that are not linear in their signals? A similar question has arisen in other games with quadratic payoff functions, such as Morris and Shin (2002), Angeletos and Pavan (2007, 2009), Dewan and Myatt (2008), and Calvó-Armengol and de Martí (2009).

Uniqueness in the team-theoretic setting is proven in Marschak-Radner (1972, Theorem 5).

Calvó-Armengol and de Martí (2009) show that Marschak-Radner's line of proof extends to a strategic setting if the game admits a potential. Unfortunately, this does not apply to the game at hand ($\Gamma(\mathbf{D}, \mathbf{k}, \mathbf{s})$ has a potential only in the special case where $d_{ij} = d_{ji}$ for all pairs ij).

Angeletos and Pavan (2009) prove uniqueness by showing that in their economy the set of equilibria corresponds to the set of efficient allocations. A similar argument is used by Hellwig and Veldkamp (2008).

Dewan and Myatt (2008) prove uniqueness by restricting attention to strategies with non-explosive higher-order expectations.

For our game we can prove the following uniqueness result. Consider $\Gamma(\mathbf{D}, \mathbf{k}, \mathbf{s})$ but assume that local states and actions are bounded above and below. Namely assume that $a_i \in [-\bar{a}, \bar{a}]$ and θ_i is distributed as a truncated normal distribution on $[-k\bar{a}, k\bar{a}]$, where $k < 1$. Call this new game $\Gamma^{\bar{a}}(\mathbf{D}, \mathbf{k}, \mathbf{s})$. We can show that, as the bound \bar{a} goes to infinity, the set of equilibria of the game $\Gamma^{\bar{a}}(\mathbf{D}, \mathbf{k}, \mathbf{s})$ contains (at most) one equilibrium and that this equilibrium corresponds to the linear equilibrium that we study here.

Consider the following variation of our game:

- payoffs are the same as before
- local information is bounded: $\theta_i \in [-\bar{\theta}, \bar{\theta}]$, with $\bar{\theta} \in \mathbb{R}$, follows a *truncated* normal distribution²⁶ with mean 0 and precision s .
- the set of possible actions is bounded. In particular, $a_i \in [-\bar{a}, \bar{a}]$ for all i , where $\bar{a} = c\bar{\theta}$, for some $c \geq 1$. Note that this implies that $[-\bar{\theta}, \bar{\theta}] \subseteq [-\bar{a}, \bar{a}]$.
- communication reports are defined as in text and, thus, are unbounded: $y_{ij} = \theta_i + \varepsilon_{ij} + \eta_{ij}$ with

$$\begin{aligned}\varepsilon_{ij} &\sim \mathcal{N}(0, r_{ij}) \\ \eta_{ij} &\sim \mathcal{N}(0, p_{ij})\end{aligned}$$

Observe that as $\bar{\theta} \rightarrow +\infty$ we converge to our initial specification of the model.

We define the following expectation operators: $E_i[\cdot] = E[\cdot \mid \theta_i, \{y_{ij}\}_{j \neq i}]$ for every $i \in \{1, \dots, n\}$.

Lemma 13 *For any action profile (a_1, \dots, a_n) we have that $\omega_{ii}\theta_i + \sum_{j \neq i} \omega_{ij}E_i[a_j] \in [-\bar{a}, \bar{a}]$ for all i .*

Proof. Just note that $E_i[a_j] \in [-\bar{a}, \bar{a}]$ for all i, j . Since $\theta_i \in [-\bar{\theta}, \bar{\theta}] \subset [-\bar{a}, \bar{a}]$ and $\sum_{i=1}^n \omega_{ij} = 1$, the linear combination $\omega_{ii}\theta_i + \sum_{j \neq i} \omega_{ij}E_i[a_j]$ must be in $[-\bar{a}, \bar{a}]$. ■

Lemma 14 *The matrix $\mathbf{\Omega}$ with off-diagonal entries equal to ω_{ij} and diagonal entries equal to 0 is a contraction.*

Proof. Gerschgorin theorem says that all eigenvalues of a matrix $\mathbf{\Omega}$ are in the union of the following sets

$$F_i = \left\{ \lambda \mid |\lambda - \omega_{ii}| \leq \sum_{j \neq i} |\omega_{ij}| \right\}.$$

In our case, $\omega_{ii} = 0$ and $\sum_{j \neq i} |\omega_{ij}| = 1 - \frac{d_{ii}}{D_i}$, and hence all eigenvalues have absolute value smaller than 1. This is the necessary and sufficient condition for $\mathbf{\Omega}$ being a contraction. ■

²⁶See, for example, Patel and Read (1996).

Proposition 15 Given $\bar{\theta}, \bar{a}$, and $(r_{ij}, p_{ij})_{i,j}$ the game in which agents choose actions $\{a_i\}_i$ has a unique equilibrium.

Proof. Expected payoffs are

$$-E_i [u_i] = d_{ii} (a_i - \theta_i)^2 + \sum_{j \neq i} d_{ij} (a_i^2 - 2a_i E [a_j] + E [a_j^2]) - k_r^2 \sum_{j \neq i} r_{ji} - k_p^2 \sum_{j \neq i} p_{ij}.$$

Therefore, first order conditions with respect to actions are

$$-\frac{\partial E_i [u_i]}{\partial a_i} = 2d_{ii} (a_i - \theta_i) + 2 \sum_{j \neq i} d_{ij} (a_i - E_i [a_j]) = 0.$$

Given information sets $\{y_i\}_i$ individual actions satisfy Kuhn-Tucker's conditions. Thus, for each $i \in \{1, \dots, n\}$ either

$$a_i = \omega_{ii} \theta_i + \sum_{j \neq i} \omega_{ij} E_i [a_j]$$

or

$$a_i \in \{-\bar{a}, \bar{a}\}.$$

More precisely:

$$BR_i (a_{-i}) = \begin{cases} \omega_{ii} \theta_i + \sum_{j \neq i} \omega_{ij} E_i [a_j] & \text{if } \omega_{ii} \theta_i + \sum_{j \neq i} \omega_{ij} E_i [a_j] \in [-\bar{a}, \bar{a}] \\ \bar{a} & \text{if } \omega_{ii} \theta_i + \sum_{j \neq i} \omega_{ij} E_i [a_j] > \bar{a} \\ -\bar{a} & \text{if } \omega_{ii} \theta_i + \sum_{j \neq i} \omega_{ij} E_i [a_j] < -\bar{a} \end{cases}$$

We can make use of Lemma 13 to show that, indeed,

$$BR_i (a_{-i}) = \omega_{ii} \theta_i + \sum_{j \neq i} \omega_{ij} E_i [a_j] \quad \text{for all } i.$$

Hence, equilibrium conditions become

$$a_i^* = \omega_{ii} \theta_i + \sum_{j \neq i} \omega_{ij} E_i [a_j^*] \quad i = 1, \dots, n. \quad (25)$$

Nesting these conditions we get

$$a_i^* = \omega_{ii} \theta_i + \sum_{j \neq i} \omega_{ij} E_i \left[\omega_{jj} \theta_j + \sum_{k \neq j} \omega_{jk} E_j [a_k^*] \right] = \underbrace{\omega_{ii} \theta_i + \sum_{j \neq i} \omega_{ij} \omega_{jj} E_i [\theta_j]}_{\text{expectations on primitives}} + \underbrace{\sum_{j \neq i} \sum_{k \neq j} \omega_{ij} \omega_{jk} E_i E_j [a_k^*]}_{\text{strategic interdependence}} \quad (26)$$

The last term in this expression allows for a new level of nestedness that we obtain plugging (25) in (26):

$$a_i^* = \underbrace{\omega_{ii} \theta_i + \sum_{j \neq i} \omega_{ij} \omega_{jj} E_i [\theta_j] + \sum_{j \neq i} \sum_{k \neq j} \omega_{ij} \omega_{jk} \omega_{kk} E_i E_j [\theta_k]}_{\text{expectations on primitives}} + \underbrace{\sum_{j \neq i} \sum_{k \neq j} \sum_{s \neq k} \omega_{ij} \omega_{jk} \omega_{ks} E_i E_j E_k [a_s^*]}_{\text{strategic interdependence}}$$

Observe that, again, this last interdependence term allows for adding another level of nestedness, and that we can keep repeating this nestedness procedure up to any level. In particular, if we repeat this l times we obtain the following expression

$$\begin{aligned}
a_i^* &= \underbrace{\omega_{ii}\theta_i + \sum_{k \neq i} \omega_{ik}\omega_{kk} E_i[\theta_k] + \cdots + \sum_{i_1 \neq i} \sum_{i_2 \neq i_1} \cdots \sum_{i_l \neq i_{l-1}} \sum_{k \neq i_l} \omega_{i,i_1} \cdots \omega_{i_l,k} \omega_{kk} E_i E_{i_1} \cdots E_{i_l}[\theta_k]}_{\text{expectations on primitives}} \\
&\quad + \underbrace{\sum_{i_1 \neq i} \sum_{i_2 \neq i_1} \cdots \sum_{i_l \neq i_{l-1}} \sum_{k \neq i_l} \sum_{s \neq k} \omega_{i,i_1} \cdots \omega_{i_l,k} \omega_{ks} E_i E_{i_1} \cdots E_{i_l} E_k [a_s^*]}_{\text{strategic interdependence}}
\end{aligned}$$

where, i_1, \dots, i_l are indices that run from 1 to n .

We want to show that as $l \rightarrow +\infty$ this expression converges and, therefore, that the equilibrium is unique. We are going to show this in two steps:

- (i) first, we are going to show that the limit when $l \rightarrow +\infty$ of *expectations on primitives* is bounded above and below; this ensures that the expression of *expectations on primitives* is well-defined at the limit;
- (ii) second, we are going to show that the expression of *strategic interdependencies* vanishes when $l \rightarrow +\infty$.

The proof of both steps relies on Lemma 14.

To prove (i), first note that all expectations $E_i[\theta_k], E_i E_j[\theta_k], \dots, E_i E_{i_1} \cdots E_{i_l}[\theta_k]$ are bounded above by $\bar{\theta}$ and bounded below by $-\bar{\theta}$. Then, the expression

$$\sum_{k \neq i} \omega_{ik}\omega_{kk} E_i[\theta_k] + \sum_{j \neq i} \sum_{k \neq j} \omega_{ij}\omega_{jk}\omega_{kk} E_i E_j[\theta_k] + \cdots + \sum_{i_1} \cdots \sum_{i_l} \sum_{k \neq i_l} \omega_{i,i_1} \cdots \omega_{i_l,k} \omega_{kk} E_i E_{i_1} \cdots E_{i_l}[\theta_k]$$

is bounded above by

$$\bar{\theta} \left(\sum_{k \neq i} \omega_{ik}\omega_{kk} + \sum_{j \neq i} \sum_{k \neq j} \omega_{ij}\omega_{jk}\omega_{kk} + \cdots + \sum_{i_1} \cdots \sum_{i_l} \sum_{k \neq i_l} \omega_{i,i_1} \cdots \omega_{i_l,k}\omega_{kk} \right)$$

and bounded below by

$$-\bar{\theta} \left(\sum_{k \neq i} \omega_{ik}\omega_{kk} + \sum_{j \neq i} \sum_{k \neq j} \omega_{ij}\omega_{jk}\omega_{kk} + \cdots + \sum_{i_1} \cdots \sum_{i_l} \sum_{k \neq i_l} \omega_{i,i_1} \cdots \omega_{i_l,k}\omega_{kk} \right).$$

We can apply now the following result: the entry (i, j) of $\mathbf{\Omega}^l$, that we denote $\omega_{ij}^{[l]}$, is equal to $\sum_{i_1} \cdots \sum_{i_{l-1}} \omega_{i,i_1} \omega_{i_1,i_2} \cdots \omega_{i_{l-2},i_{l-1}} \omega_{i_{l-1},j}$. Hence

$$\sum_{k \neq i} \omega_{ik}\omega_{kk} + \sum_{j \neq i} \sum_{k \neq j} \omega_{ij}\omega_{jk}\omega_{kk} + \cdots + \sum_{i_1} \cdots \sum_{i_l} \sum_{k \neq i_l} \omega_{i,i_1} \cdots \omega_{i_l,k}\omega_{kk} = \omega_{kk} \sum_{j=1}^l \omega_{ik}^{[j]}$$

The element $\sum_{j=1}^l \omega_{ik}^{[j]}$ is the (i, k) entry of the matrix $\sum_{1 \leq j \leq l} \mathbf{\Omega}^j$. A sufficient condition for the infinite sum $\sum_{j \geq 1} \mathbf{\Omega}^j$ to converge is that $\mathbf{\Omega}$ is a contraction. Thus, by Lemma 14, $\omega_{kk} \sum_{j=1}^l \omega_{ik}^{[j]}$ is bounded when $l \rightarrow +\infty$ and hence the expression of *expectations on primitives* is bounded too. This proves (i).

To prove (ii), first note that, trivially, $E_i E_{i_1} \cdots E_{i_l} E_k [a_s^*]$ is bounded above by \bar{a} and below by $-\bar{a}$. Hence the expression

$$\sum_{i_1} \cdots \sum_{i_l} \sum_{k \neq i_l} \sum_{s \neq k} \omega_{i, i_1} \cdots \omega_{i_l, k} \omega_{ks} E_i E_{i_1} \cdots E_{i_l} E_k [a_s^*]$$

is bounded above by

$$\bar{a} \sum_{i_1} \cdots \sum_{i_l} \sum_{k \neq i_l} \sum_{s \neq k} \omega_{i, i_1} \cdots \omega_{i_l, k} \omega_{ks}$$

and below by

$$-\bar{a} \sum_{i_1} \cdots \sum_{i_l} \sum_{k \neq i_l} \sum_{s \neq k} \omega_{i, i_1} \cdots \omega_{i_l, k} \omega_{ks}.$$

Then, since $\sum_{i_1} \cdots \sum_{i_l} \sum_{k \neq i_l} \sum_{s \neq k} \omega_{i, i_1} \cdots \omega_{i_l, k} \omega_{ks} = \sum_{s \neq k} \omega_{is}^{[l+1]}$ and $\omega_{is}^{[l+1]} \rightarrow 0$ when $l \rightarrow \infty$ for all $s = 1, \dots, n$,²⁷ we can ensure that $\sum_s \omega_{is}^{[l+1]} \rightarrow 0$ when $l \rightarrow \infty$. Therefore, the upper and lower bounds of the strategic interdependencies term tend to 0 when $l \rightarrow \infty$. This proves (ii). ■

Note that this proof does not require normality in our structure of communication reports. Any other information structure would do not change the uniqueness result. Of course, it would change the shape of this equilibrium.

Proposition 16 *The unique equilibrium of the game when $\bar{\theta} \rightarrow +\infty$ (and, therefore, $\bar{a} \rightarrow +\infty$ too) is linear.*

Proof. The previous proposition states that the equilibrium for any given $\bar{\theta}$ and \bar{a} is given by

$$a_i^* = \lim_{l \rightarrow +\infty} \left\{ \omega_{ii} \theta_i + \sum_{k \neq i} \omega_{ik} \omega_{kk} E_i [\theta_k] + \cdots + \sum_{i_1} \cdots \sum_{i_l} \sum_{k \neq i_l} \omega_{i, i_1} \cdots \omega_{i_l, k} \omega_{kk} E_i E_{i_1} \cdots E_{i_l} [\theta_k] \right\}. \quad (28)$$

We have to compute explicitly the expectations in the previous expression when $\bar{\theta} \rightarrow +\infty$. Observe that when $\bar{\theta} \rightarrow +\infty$ all θ_i s probability distributions tend to the normal distribution with mean 0 and precision s . Bayesian updating with normal distributions takes a simple linear form. To be more precise, in our setup, since the mean of all prior distributions is equal to 0, we have that

$$\begin{aligned} E_i [\theta_j] &= \alpha_{ij} y_{ij} && \text{for all } i \neq j \\ E_i [y_{jk}] &= \beta_{ijk} y_{ik} && \text{for all } k \neq i \neq j \neq k \end{aligned}$$

²⁷This is, precisely, because $\sum_{l \geq 1} \mathbf{\Omega}^l$ converges.

with $\alpha_{ij} \in [0, 1]$ and $\beta_{ijk} \in [0, 1]$ being constants that depend on the precisions $(r_{ij}, p_{ij})_{i,j}$ chosen in the first stage of the game. Observe that this immediately implies that also higher-order expectations $E_i E_{i_1} \cdots E_{i_l} [\theta_k]$ are linear in $\{y_{ij}\}_{j \neq i}$. In particular, $E_i E_{i_1} \cdots E_{i_l} [\theta_k] = \varphi_{ik}^{[l]} y_{ik}$ where $\varphi_{ik}^{[l]}$ is a product of one α (in particular, of $\alpha_{i,l,k}$) and $l - 1$ different β s. Note that $\varphi_{ik}^{[l]} \in [0, 1]$ for all i, k, l . Therefore

$$a_i^* = \omega_{ii} \theta_i + \sum_{k \neq i} \omega_{kk} \sum_{l=1}^{+\infty} \varphi_{ik}^{[l]} \omega_{ik}^{[l]} y_{ik} \quad \text{for all } i. \quad (29)$$

To show that this expression is well-defined we proceed as in the proof of Proposition 15. The expression $\sum_{l=1}^{+\infty} \varphi_{ik}^{[l]} \omega_{ik}^{[l]}$ is bounded below by 0 and above by $\sum_{l=1}^{+\infty} \omega_{ik}^{[l]}$. This last infinite sum is the entry (i, k) of the matrix $\sum_{l \geq 1} \Omega^l$ that is well-defined because Ω is a contraction. Thus, we conclude that the expression in (29) is well-defined for all players and linear in $(\theta_i, \{y_{ij}\}_{j \neq i})$ for each $i \in \{1, \dots, n\}$. ■

3 Precluding Communication and Transfers

In this appendix we intend to demonstrate the existence of a strategic effect due to indirect interactions between agents. For example, an agent can inhibit a communication channel by paying some monetary transfer to the agents that would be involved in it. In this section we illustrate this point with a simple three-agent numerical example.

Consider an organization formed by three agents with interaction matrix

$$D = \begin{pmatrix} 0.3 & 0.3 & 1 \\ 0.3 & 0.3 & 1 \\ 1 & 100 & 1 \end{pmatrix}$$

and such that $s_i = 0.1$ for all i , $k_p = k_r = 0.01$. Agents 1 and 2 occupy an equivalent position inside the organization, and they want primarily to coordinate with agent 3. Instead, agent 3 shows a severe coordination motive with agent 2, compared with any other payoff externality.

When considering unrestricted communication, as we do in text, the final utilities of each agent are

$$u_1 = -7.0346, u_2 = -3.5932, u_3 = -17.789.$$

If, instead, we consider a setup with inhibited communication in which agents 1 and 2 can not communicate with each other, some algebra shows that agents' utilities under this communication restriction are

$$u_1 = -11.446, u_2 = -6.1297, u_3 = -16.267.$$

Comparing utilities in both cases, one immediately observes that agent 3 benefits from inhibited communication in the communication lines among agents 1 and 2, while the first two agents are worse off. This suggests that there is room in this model to analyze monetary transfers among agents to limit information transmission. Of course, this would raise other strategic considerations, such as the enforcement of the agreements.

4 Broadcasting

In our baseline game, communication is essentially bilateral. In particular, investments in active communication are link-specific. While this is true in certain circumstances, in other cases there may be economies of scale in active communication. here we consider the polar opposite, where the investment in active communication that an agent makes affects all his links equally.

Each agent chooses a unique r_i , a common precision for active communication with all other players. This can be understood as an approximation to the analysis of broadcasting. When an agent broadcasts a signal, its quality is the same for all agents. Of course passive communication is still individually chosen. This could be the case of e-mail lists, where the sender is allowed to send a unique message to the organization as a whole, and it is at the discretion of each one of the receivers to attend to it. In our model, when the agent chooses the precision r_i , he determines the possible ambiguity in the message: if the signal is very precise, everybody is going to receive essentially the same common signal; if the signal is very noisy, the receiver needs to exert a high effort to decode this message.

Before proceeding to present and prove the characterization of the equilibrium in the broadcasting case we need to introduce additional notation. Given a vector λ_i Let

$$g_{ji}(\lambda_i) = \begin{cases} \omega_{ii} & \text{if } i = j \\ -s_i \left(\frac{k_p}{\sqrt{D_j}} + \frac{k_r}{\lambda_{ij}} \right) & \text{otherwise} \end{cases}$$

With this notation in mind, we can prove a variant of Theorem 1 for the broadcasting case:

Proposition 17 *For any (\mathbf{D}, \mathbf{s}) , if k_r and k_p are sufficiently low, the game $\tilde{\Gamma}(\mathbf{D}, \mathbf{k}, \mathbf{s})$ has a unique pure-strategy equilibrium:*

(i) *Decisions are given by*

$$\mathbf{b}_j = (\mathbf{I} - \mathbf{\Omega})^{-1} \cdot \mathbf{g}_j(\lambda_j) \quad \text{for all } j;$$

where λ_j is an endogenously determined vector with positives entries that satisfy $\sum_{k \neq j} d_{jk} b_{kj}^2 = \lambda_{ij}^2 b_{ij}^2$

(ii) *Active communication is*

$$r_i = \frac{\lambda_{ij} b_{ij}}{k_r} \quad \text{for all } j;$$

(iii) *Passive communication is*

$$p_{ij} = \frac{\sqrt{D_i} b_{ij}}{k_p} \quad \text{for all } i \neq j$$

Proof. If agent i chooses a unique ρ_i , the set of first-order conditions is equal to

$$\begin{aligned} -\frac{1}{2} \frac{\partial E[u_i]}{\partial b_{ii}} &= d_{ii}(b_{ii} - 1)\sigma_i + \sum_{k \neq i} d_{ij}(b_{ii} - b_{ji})\sigma_i = 0 \\ -\frac{1}{2} \frac{\partial E[u_i]}{\partial b_{ij}} &= d_{ii}b_{ij}(\sigma_j + \rho_j + \pi_{ij}) + \sum_{k \neq i} d_{ik}((b_{ij} - b_{kj})\sigma_j + b_{ij}\rho_j + b_{ij}\pi_{ij}) = 0 \\ -\frac{\partial E[u_i]}{\partial \rho_{ij}} &= \sum_{j \neq i} d_{ij}b_{ji}^2 + k_r^2 \left(\frac{1}{\rho_i}\right)^2 = 0 \\ -\frac{\partial E[u_i]}{\partial \pi_{ij}} &= D_i b_{ij}^2 + k_p^2 \left(\frac{1}{\pi_{ij}}\right)^2 = 0. \end{aligned}$$

This set of first-order conditions is equivalent to

$$D_i b_{ii} = d_{ii} + \sum_{k \neq i} d_{ij} b_{ji} \quad (30)$$

$$D_i b_{ij} = \frac{\sigma_j}{\sigma_j + \rho_j + \pi_{ij}} \sum_{k \neq i} d_{ik} b_{kj} \quad (31)$$

$$\frac{\sqrt{\sum_{k \neq i} d_{ik} b_{ki}^2}}{k_r} = r_i \quad (32)$$

$$\frac{\sqrt{D_i} b_{ij}}{k_p} = p_{ij} \quad (33)$$

Since

$$\frac{r_j p_{ij}}{s_j r_j + s_j p_{ij} + r_j p_{ij}} = \frac{\sigma_j}{\sigma_j + \rho_j + \pi_{ij}}$$

condition (31) becomes

$$D_i b_{ij} = \frac{r_j p_{ij}}{s_j r_j + s_j p_{ij} + r_j p_{ij}} \sum_{k \neq i} d_{ik} b_{kj}$$

By permuting i and j in this last expression, we get

$$D_j b_{ji} = \frac{r_i p_{ji}}{s_i r_i + s_i p_{ji} + r_i p_{ji}} \sum_{k \neq i} d_{jk} b_{ki} \quad (34)$$

Since

$$\frac{\sqrt{\sum_{k \neq i} d_{ik} b_{ki}^2}}{k_r} = r_i$$

we can define an endogenous value λ_{ji} such that $\sqrt{\sum_{k \neq i} d_{ik} b_{ki}^2} = \lambda_{ji} b_{ji}$ for each $j \neq i$. In particular, it is the unique positive number such that $\sum_{k \neq i} d_{ik} b_{ki}^2 = \lambda_{ji}^2 b_{ji}^2$. Then, the first order condition associated to ρ_i can be rewritten as

$$\frac{\lambda_{ji} b_{ji}}{k_r} = r_i$$

for any $j \neq i$. Plugging this expression and (33) in (34), we get that

$$b_{ji} - \sum_{k \neq i} w_{jk} b_{ki} = -s_i \left(\frac{k_p}{\sqrt{D_j}} + \frac{k_r}{\lambda_{ji}} \right) \quad \text{for all } i$$

or, equivalently, in matrix form

$$\mathbf{b}_{.i} = (\mathbf{I} - \mathbf{\Omega})^{-1} \cdot \mathbf{g}(\boldsymbol{\lambda}_{.i})$$

■

Observe that the main difference in the equilibrium action of the broadcasting case as compared with that of Theorem 1 is the change from the vector \mathbf{h} to the vector $\mathbf{g}(\boldsymbol{\lambda}_{.i})$. The matrix that relates these vectors with the equilibrium actions \mathbf{b} remains the same in both cases.

A natural question that arises with the analysis of this new communication protocol is whether we should expect that agents engage in more active communication than before or not. The following result gives us an answer in terms of the ratio of passive versus active communication already considered in a previous section.

Proposition 18 *In the symmetric case, in which $d_{ij} = \bar{d}Q$ for all $i \neq j$ and $d_{ii} = (1 - (n - 1)\bar{d})Q$, for some $Q > 0$, the ratio of passive versus active communication is*

$$\frac{k_p}{k_r} \sqrt{(n - 1)\bar{d}}.$$

Proof. Because of symmetry, for all pairwise different i, j, k we have that $b_{ji} = b_{ki} = b^*$. Therefore,

$$\lambda_{ji} = \sqrt{\sum_{k \neq i} d_{ik}} = \sqrt{(n - 1)\bar{d}Q}$$

This implies that

$$\begin{aligned} \frac{\sqrt{(n - 1)\bar{d}Q} b^*}{k_r} &= r_i \\ \frac{\sqrt{Q} b^*}{k_p} &= p_{ij} \end{aligned}$$

The ratio between active and passive communication in this case is

$$\frac{r_i}{p_{ij}} = \frac{k_p}{k_r} \sqrt{\frac{(n - 1)\bar{d}Q}{Q}} = \frac{k_p}{k_r} \sqrt{(n - 1)\bar{d}}$$

■

Again, when active and passive communication are equally costly, i.e. $k_p = k_r$, the upper bound for this ratio is 1. Observe also, that the ratio in the case of broadcasting does not necessarily decrease when n increases. When $\bar{d} = \frac{1}{n}$, we obtain that the ratio of active versus passive communication is $\sqrt{(n - 1)/n}$. In that case $\frac{r_i}{p_{ij}}$ tends to 1 when n is large. In clear contrast with the case of pairwise communication, active and passive communication are almost equal when the number of agents is large.

5 Corner Solutions

It is natural to assume that communication intensities cannot be negative. In fact, we assume a small but positive lower bound ξ , to prevent equilibria based on coordination failure. The equilibrium characterization in Theorem 1 rests on the assumption that the communication cost parameters, k_p and k_r , are sufficiently low to guarantee that the lower bound ξ is non-binding and the equilibrium can be described by unconstrained first-order conditions.

This section allows some or all of the lower-bound constraints to be binding. As one would expect, the solution of the unconstrained case can be extended with Kuhn-Tucker conditions. The resulting set of conditions is more complex than the baseline case, but still tractable – a fact that we illustrate through a numerical example.

We have to include formally in the analysis the inequality constraints

$$\begin{aligned} p_{ij} &\geq \xi && \text{for all } i \neq j \\ r_{ij} &\geq \xi && \text{for all } i \neq j \end{aligned}$$

The relevant terms in the Lagrangian that incorporates i 's ex-ante expected utility and the restrictions are:

$$\begin{aligned} \hat{u}_i &= -D_i \sum_{j \neq i} b_{ij}^2 \pi_{ij} - \sum_{j \neq i} d_{ij} b_{ji}^2 \pi_{ji} - k_p^2 \sum_{j \neq i} p_{ij} - k_r^2 \sum_{j \neq i} r_{ji} - \sum_{j \neq i} \lambda_{ij} (\xi - p_{ij}) - \sum_{j \neq i} \mu_{ji} (\xi - r_{ji}) \\ &= -D_i \sum_{j \neq i} b_{ij}^2 \left(\frac{1}{s_j} + \frac{1}{p_{ij}} + \frac{1}{r_{ij}} \right) - \sum_{j \neq i} d_{ij} b_{ji}^2 \left(\frac{1}{s_i} + \frac{1}{p_{ji}} + \frac{1}{r_{ji}} \right) \\ &\quad - k_p^2 \sum_{j \neq i} p_{ij} - k_r^2 \sum_{j \neq i} r_{ji} - \sum_{j \neq i} \lambda_{ij} (\xi - p_{ij}) - \sum_{j \neq i} \mu_{ji} (\xi - r_{ji}) \end{aligned}$$

where λ_{ij} and μ_{ij} are the multipliers for the constraint that involve p_{ij} and r_{ij} , respectively. It follows from the Kuhn-Tucker conditions that

$$D_i b_{ij}^2 \frac{1}{\xi^2} \leq k_p^2$$

whenever $p_{ij}^* = \xi$, and

$$d_{ij} b_{ji}^2 \frac{1}{\xi^2} \leq k_r^2$$

whenever $r_{ji}^* = \xi$. Otherwise both inequalities become equalities, and we are in the case considered in the main text, where all communication precisions are strictly larger than ξ . We provide below sufficient conditions for this latter case.

For each channel, from individual j to individual i , there are four different possibilities depending on whether p_{ij} and/or r_{ij} are greater or equal than ξ . However, first-order conditions at the second stage of the game determine that, in any case, the system of equations that relates the b s is given by

$$b_{ik} = \frac{p_{ik} r_{ik}}{p_{ik} r_{ik} + s_i p_{ik} + s_i r_{ik}} \sum_{j \neq i} \omega_{ij} b_{jk}$$

First of all, we are going to check that the relation between b s that results from the four different combinations of active and passive communication is in all cases linear. We know it for the case where both precisions are strictly larger than ξ .

If $p_{ik} = \xi$ and $r_{ik} > \xi$ we have that

$$b_{ik} = \frac{\xi \frac{\sqrt{d_{ki}}}{k_r} b_{ik}}{\xi \frac{\sqrt{d_{ki}}}{k_r} b_{ik} + s_i \xi + s_i \frac{\sqrt{d_{ki}}}{k_r} b_{ik}} \sum_{j \neq i} \omega_{ij} b_{jk}$$

which after some rearrangement is equal to

$$b_{ik} = -s_i \frac{\xi}{\xi + s_i} \frac{k_r}{\sqrt{d_{ki}}} + \frac{\xi}{\xi + s_i} \sum_{j \neq i} \omega_{ij} b_{jk}$$

This again provides a linear relation.

When $p_{ik} > \xi$ and $r_{ik} = \xi$ we have that

$$b_{ik} = \frac{\xi \frac{\sqrt{D_i}}{k_p} b_{ik}}{\xi \frac{\sqrt{D_i}}{k_p} b_{ik} + s_i \xi + s_i \frac{\sqrt{D_i}}{k_p} b_{ik}} \sum_{j \neq i} \omega_{ij} b_{jk}$$

which leads to

$$b_{ik} = -s_i \frac{\xi}{\xi + s_i} \frac{k_p}{\sqrt{D_i}} + \frac{\xi}{\xi + s_i} \sum_{j \neq i} \omega_{ij} b_{jk}$$

Again, we end up with a linear relation between the $b_{.k}$ terms.

Finally, if both p_{ik} and r_{ik} are exactly equal to ξ then

$$b_{ik} = \frac{\xi}{\xi + 2s_i} \sum_{j \neq i} \omega_{ij} b_{jk}$$

which is clearly linear in the entries $b_{.k}$.

We can gather all these different types of linear relations in a single compact matrix-form expression. Formally, to check for corner equilibria we have to proceed as follows:

- according to the four different combinations, we can distinguish four types of communication links: Bidirectional (where both precisions are strictly larger than ξ), Only Active (where just the active precision of the communication link is strictly larger than ξ), Only Passive (where just the passive precision of the communication link is strictly larger than ξ), and Mute (where both are equal to ξ);
- after some rearrangement, if necessary and wlog, we can rewrite the system in blocks as follows:

$$\begin{pmatrix} \mathbf{b}_{.k}^B \\ \mathbf{b}_{.k}^{OA} \\ \mathbf{b}_{.k}^{OP} \\ \mathbf{b}_{.k}^M \end{pmatrix} = \begin{pmatrix} I - \Omega_{B,B} & -\Omega_{B,OA} & -\Omega_{B,OP} & \Omega_{B,M} \\ -\frac{\xi}{\xi+s} \Omega_{OA,B} & I - \frac{\xi}{\xi+s} \Omega_{OA,OA} & -\frac{\xi}{\xi+s} \Omega_{OA,OP} & -\frac{\xi}{\xi+s} \Omega_{OA,M} \\ -\frac{\xi}{\xi+s} \Omega_{OP,B} & I - \frac{\xi}{\xi+s} \Omega_{OP,OA} & I - \frac{\xi}{\xi+s} \Omega_{OP,OP} & -\frac{\xi}{\xi+s} \Omega_{OP,M} \\ -\frac{\xi^2}{\xi^2+2s_i\xi} \Omega_{M,B} & -\frac{\xi^2}{\xi^2+2s_i\xi} \Omega_{M,OA} & -\frac{\xi^2}{\xi^2+2s_i\xi} \Omega_{M,OP} & I - \frac{\xi^2}{\xi^2+2s_i\xi} \Omega_{M,M} \end{pmatrix}^{-1} \cdot \mathbf{h}_{.k}$$

where individuals are partitioned according to the communication decisions between themselves and individual k . The entries of h_{jk} are the same ones as in the interior case considered in the main text for the *Bidirectional*, $-s_i \frac{\xi}{\xi+s_i} \frac{k_r}{\sqrt{d_{ki}}}$ if the link is *Only Active*, $-s_i \frac{\xi}{\xi+s_i} \frac{k_p}{\sqrt{D_i}}$ if the link is *Only Passive*, and 0 if ij is *Mute*.

- If the solution to the system satisfies the Kuhn-Tucker inequality conditions for the Only Active, Only Passive and Mute cases we have presented above, then we have found a corner equilibrium.

We now provide an example of a network that generates a corner equilibrium.

Consider the following network

$$1 \leftrightarrow 2 \leftrightarrow 3$$

where coordination concerns are given by $d_{12} = d_{32} = \beta$, $d_{21} = d_{23} = \gamma$, and $d_{13} = d_{31} = 0$. The adaptation concerns are $d_{11} = d_{22} = d_{33} = 1$. Intuitively, if Player 2 has strong interests in coordinating with other players but Players 1 and 3 have little interest in coordinating with each other, it seems that there should exist an equilibrium where only Player 2 invests in passive communication and nobody else invests in communication, meaning that they fix all their communication decisions to ξ . Let's see...

- With regards to agent 2, consider communication with agent 1: (the case with 3 would be symmetric) in this case 2 is passive and 3 is mute.

$$\begin{pmatrix} b_{11} \\ b_{21} \\ b_{31} \end{pmatrix} = \begin{pmatrix} 1 & -\frac{\beta}{1+\beta} & 0 \\ -\frac{\xi}{\xi+s} \frac{\gamma}{1+2\gamma} & 1 & -\frac{\xi}{\xi+s} \frac{\gamma}{1+2\gamma} \\ -0 & -\frac{\xi^2}{\xi^2+2s_i\xi} \frac{\beta}{1+\beta} & 1 \end{pmatrix}^{-1} \begin{pmatrix} \frac{1}{1+\beta} \\ -s \frac{\xi}{\xi+s} \frac{k_r}{\sqrt{1+2\gamma}} \\ 0 \end{pmatrix}$$

If $k_r = k_p = 1$, $\beta = 0.1$, $\gamma = 1$, $\xi = s = 0.5$

$$\begin{pmatrix} b_{11} \\ b_{21} \\ b_{31} \end{pmatrix} = \begin{pmatrix} 1 & -\frac{0.1}{1.1} & 0 \\ -\frac{1}{6} & 1 & -\frac{1}{6} \\ -0 & -\frac{1}{3} \frac{0.1}{1.1} & 1 \end{pmatrix}^{-1} \begin{pmatrix} \frac{1}{1.1} \\ -\frac{0.5}{2} \frac{1}{\sqrt{3}} \\ 0 \end{pmatrix} : \begin{pmatrix} 0.90976 \\ 7.3256 \times 10^{-3} \\ 2.2199 \times 10^{-4} \end{pmatrix}$$

Now for individual 2: in this case, nobody speaks or listens to him. All are mute. The system is very simple:

$$\begin{pmatrix} b_{12} \\ b_{22} \\ b_{32} \end{pmatrix} = \begin{pmatrix} 1 & -\frac{1}{3} \frac{\beta}{1+\beta} & 0 \\ -\frac{\gamma}{1+2\gamma} & 1 & -\frac{\gamma}{1+2\gamma} \\ -0 & -\frac{1}{3} \frac{\beta}{1+\beta} & 1 \end{pmatrix}^{-1} \begin{pmatrix} 0 \\ \frac{1}{1+2\gamma} \\ 0 \end{pmatrix}$$

In the numerical case considered before, this becomes

$$\begin{pmatrix} b_{12} \\ b_{22} \\ b_{32} \end{pmatrix} = \begin{pmatrix} 1 & -\frac{1}{3} \frac{0.1}{1.1} & 0 \\ -\frac{1}{3} & 1 & -\frac{1}{3} \\ -0 & -\frac{1}{3} \frac{0.1}{1.1} & 1 \end{pmatrix}^{-1} \begin{pmatrix} 0 \\ \frac{1}{3} \\ 0 \end{pmatrix} = \begin{pmatrix} 1.0309 \times 10^{-2} \\ 0.34021 \\ 1.0309 \times 10^{-2} \end{pmatrix}$$

The case for Player 3 is symmetric to Player 1.

The inequality Kuhn-Tucker conditions are

$$\begin{aligned} D_i b_{ij}^2 \frac{1}{\xi^2} &\leq k_p^2 \quad \text{whenever } p_{ij}^* = \xi \\ d_{ij} b_{ji}^2 \frac{1}{\xi^2} &\leq k_r^2 \quad \text{whenever } r_{ji}^* = \xi \end{aligned}$$

Given the numbers above, these are equivalent to

$$\begin{aligned} D_i b_{ij}^2 &\leq 0.25 \quad \text{whenever } p_{ij}^* = \xi \\ d_{ij} b_{ji}^2 &\leq 0.25 \quad \text{whenever } r_{ji}^* = \xi \end{aligned}$$

In particular, these apply to p_{12} :

$$1.1 (1.0309 \times 10^{-2})^2 \leq 0.25$$

(this one holds).

Also apply to p_{13} :

$$1.1 (2.2199 \times 10^{-4})^2 \leq 0.25$$

(this one also holds)

It should not hold for agent 2:

$$3 (0.90976)^2 > 0.25$$

(ok).

And apply to all active, since we are assuming the only communication larger than ξ is that 2 passively communicates with the others:

$$d_{ij} b_{ji}^2 \frac{1}{\xi^2} \leq k_r^2$$

With relations between 1 and 3 it is clear because $d_{13} = d_{31} = 0$. Between 1 and 2:

$$r_{21} : 0.1 (0.90976)^2 \leq 0.25 \quad (\text{ok})$$

$$r_{12} : 1 (1.0309 \times 10^{-2})^2 \leq 0.25 \quad (\text{ok})$$

Therefore, all inequalities in the example above work and we get a case with a corner equilibrium.

6 Adaptation, Coordination, and Communication

At least since Marschak and Radner (1972), organizational economics has highlighted the tradeoff between adaptation and coordination. On the one hand, agents want to adapt to local information. On the other one, they want to coordinate with the rest of the agents. One of the advantages of the quadratic set-up adopted by mostly team-theoretic work is that the relative strength of coordination and adaptation is represented in a simple parametric way and can be used for comparative statics purposes (e.g Dessein and Santos 2006).

A natural question in our setting is how communication investment varies with the relative importance of adaptation and coordination. As we shall see, the relation is non-monotonic: communication is maximal when the two concerns are balanced.

In our model, adaptation and coordination concerns are captured, respectively, by d_{ii} and d_{ij} (with $i \neq j$). We can thus analyze how different weights on these two concerns affect communication and influence. As we shall see, the relation is non-monotonic. Define $d'_{ii} = \lambda d_{ii}$ and $d'_{ij} = (2 - \lambda) d_{ij}$ for all $j \neq i$. Observe that:

- If $\lambda \rightarrow 0$ then $d'_{ii} \rightarrow 0$ and $d'_{ij} \rightarrow 2d_{ij} \geq 0$, and $\frac{d'_{ii}}{d'_{ij}} \rightarrow 0$. Coordination outweighs adaptation.
- if $\lambda = 1$ we have the initial vector of i 's interaction terms d .
- If $\lambda \rightarrow 2$ we obtain $d'_{ii} = 2d_{ii} > 0$ and $d'_{ij} \rightarrow 0$, and $\frac{d'_{ii}}{d'_{ij}} \rightarrow +\infty$. Adaptation outweighs coordination.

Proposition 19 *If $\lambda \rightarrow 0$ or $\lambda \rightarrow 2$ agent i does not engage in active communication, and no agent passively communicates with him, i.e. $r_{ji} = p_{ij} = \xi$ for all j .*

Proof. (i) If $\lambda = 0$ then $\omega_{ii} = 0$, and this immediately implies that we hit a boundary equilibrium in which $b_{ji} = 0$ for all j . This implies that agent i is not going to put effort in actively communicating with agent j , and that agent j is not going to exert any kind of effort in passive communication to learn about agent i 's state of the world.

(ii) If $\lambda \rightarrow 2$ the matrix $\mathbf{\Omega}$ tends to $\mathbf{\Omega}'$, where $\mathbf{\Omega}'$ is equal to $\mathbf{\Omega}$ except that row i 's entries in $\mathbf{\Omega}'$ are equal to 0. Also

$$h'_{ji} = \begin{cases} w'_{ii} \rightarrow 1 & \text{if } i = j \\ -s_i \left(\frac{k_p}{\sqrt{D_j}} + \frac{k_r}{\sqrt{d'_{ij}}} \right) \rightarrow -\infty & \text{otherwise} \end{cases}$$

It is easy to see that the non-negative matrix $(\mathbf{I} - \mathbf{\Omega}')^{-1}$ satisfies that all entries in row i are also equal to 0, except for $(\mathbf{I} - \mathbf{\Omega}')^{-1}_{ii} = 1$. Hence, following our equilibrium characterization, the elements b'_{ji} would satisfy that, when $\lambda \rightarrow 2$, $b'_{ii} \rightarrow 1$ and $b'_{ji} \rightarrow -\infty$ if $j \neq i$. But this implies that we hit an equilibrium in the boundary that satisfies $b'_{ji} = 0$ for all $j \neq i$. Therefore, again there is neither passive communication by agent j nor active communication by agent i . ■

The reasons why communication vanishes when we approach the two extreme situations is different in each case. When coordination motives outweigh the adaptation motive,

communication engagement is null because there is a natural focal point that resolves coordination problems: agents, according to prior information, fix their actions to be 0. This trivially resolves coordination and does not affect the decision problem that right now is of negligible magnitude. Local information is unnecessary.

On the other hand, when adaptation outweighs coordination, agents primarily want to resolve their respective local decision problems. The obvious way is to determine their action close to the local information they possess.